

practical Wireless

MAY 1995 £1.90

NOW ON THE INTERNET!

COMPUTING IN RADIO

Featuring

Bits & Bytes Special


**Choosing & Using Your Computer
Amateur Radio and The Internet**

Reviewed

**The Yaesu
FT-51R**

Build

**Part 3 of the PW
Martlet 70MHz
Transceiver project**



- ♦ COMPETITION
- ♦ CLUB SPOTLIGHT
- ♦ NOVICE MATTER
- ♦ ANTENNA WORKSHOP



NEW
Dual Band HT

Dual Band Handheld **FT-51R**

Only one Dial/Volume knob
required for easier use.

The First Dual Band HT with **WINDOWS!**

Three dual receive configurations VHF/VHF, UHF/UHF, or VHF/UHF with main band frequency on right or left side. Flexible programming allows transmit on main or sub band.

An 8 character alpha-numeric user help menu scrolls operation instructions in the bottom of the large, backlit display.

MH-29A2B
LCD Display Mic
with Remote
Functions.
(Optional)

The new FT-51R Dual Band HT is state-of-the-art, and easy to use!

So easy, you won't need an operating manual. Its exclusive, scrolling instruction menu located in the large, backlit display "window", guides you through total operation while simultaneously viewing the main display window.

You'll like some of the other new, exclusive features, too. Like Spectrascope™. This unique feature displays real time, continuous scanning of activity on adjacent frequencies in VFO mode or 8 of your favourite

"I can see two frequencies and alpha-numeric all at the same time."

"Scrolling instructions tell me what to do next!"



Digital battery voltage readout displays condition of battery in use. Scan skip function allows individual memory channel lock-out during scanning mode.

Spectrascope™ displays active adjacent frequencies in real time with relative signal strength.

FT-51R
2 1/4"W x 4 1/4"H x 1 1/4"D
(2 Watt version shown.)

memories. A cloning feature duplicates favourite channels to another FT-51R.

A digital battery voltage display, five power output levels, the largest backlit dual band HT keypad made, Smart Mute™, two VFOs on both VHF and UHF, as well as available 2 Watt and 5 Watt versions, round out the exciting FT-51R. Plus, the optional MH-29A2B Display Microphone allows you to control volume and also access Memory, VFO, Call Channel, Band Selection and scanning functions. All of this in world's smallest dual band HT radio!

See the FT-51R with "windows" at your Yaesu dealer today!

"I use the Spectrascope to find new contacts faster."

"Yaesu did it again!"

Specifications

- Frequency Coverage
 - VHF RX: 110-180 MHz
 - TX: 144-146 MHz
 - UHF RX: 420-470 MHz
 - TX: 430-440 MHz
- Spectrascope™ Display
- Scrolling User Help Menu
- Alpha-Numeric 8 Character Display
- Up/Down Volume/Squelch Controls & Display
- Selectable Sub-Band TX Mute
- Automatic Tone Search (ATS)
- Digital Battery Voltage Display
- AM Aircraft Receive
- Scanning Light System (SLS)
- 120 Memory Channels (80 w/Alpha-Numeric)
- Large Backlit Keypad & Display
- Automatic Repeater Shift (ARS)
- Multiple Scanning Modes
- 3 Selectable Scan Stop Modes with Scan Skip
- User selectable lock function w/15 combinations
- Automatic Power Off (APO)
- TX/RX Battery Savers Built-in
- Handy Cloning Feature
- 5 Selectable Power Output Levels
- Message system with CW ID
- Selectable RX Smart Mute™
- Cross-Band & One-Way Repeat Functions
- DTMF Paging/Coded Squelch Built-in
- Accessories**
Consult your local dealer.

YAESU
Performance without compromise.™

YAESU UK LTD. Unit 2, Maple Grove Business Centre, Lawrence Rd., Hounslow, Middlesex, TW4 6DR

Specifications subject to change without notice. Specifications guaranteed only within amateur bands. Some accessories and/or options are standard in certain areas. Check with your local Yaesu dealer for specific details.

practical Wireless

May 1995
(ON SALE APRIL 13)
VOL. 71 NO 5 ISSUE 1058
NEXT ISSUE (JUNE)
ON SALE MAY 11

EDITORIAL & ADVERTISEMENT OFFICES

Practical Wireless
Arrowsmith Court
Station Approach
Broadstone
Dorset BH18 8PW
☎ (01202) 659910
(Out-of-hours service by answering machine)
FAX (01202) 659950

PW's Internet address is:
@pwpub.demon.co.uk You can send
mail to anyone at PW, just insert their
name at the beginning of the address,
e.g. rob@pwpub.demon.co.uk

Editor

Rob Mannion G3XFD
Technical Projects Sub-Editor
NG ("Tex") Swann G1TEX
Production/News
Donna Vincent G7TZB
Editorial Assistant
Zoë Shortland
Art Editor
Steve Hunt
Layouts Richard Gale

Advertisement Manager

Roger Hall G4TNT
PO Box 948
London SW6 2DS
☎ 0171-731 6222
Mobile (0585) 851385
FAX 0171-384 1031

Advert Sales and Production (Broadstone Office)

Lynn Smith (Sales),
Ailsa Turbett G7TJC (Production)
☎ (01202) 659920
FAX (01202) 659950

CREDIT CARD ORDERS

☎ (01202) 659930
(Out-of-hours service by answering machine)
FAX (01202) 659950

Front Cover Photograph: Craig Dyball

Copyright © PW PUBLISHING LTD. 1995. Copyright in all drawings,
photographs and articles published in *Practical Wireless* is fully
protected and reproduction in whole or part is expressly forbidden. All
reasonable precautions are taken by *Practical Wireless* to ensure that
the advice and data given to our readers are reliable. We cannot
however guarantee it and we cannot accept legal responsibility for it.
Prices are those current as we go to press.

Published on the second Thursday of each month by PW Publishing
Ltd., Arrowsmith Court, Station Approach, Broadstone, Dorset BH18
8PW. Tel: (01202) 659910. Printed in England by Southernprint (Web
Offset) Ltd. Distributed by Seymour, Windsor House, 1270 London Road,
Norbury, London SW16 4DH. Tel: 0181-679 1899, Fax: 0181-679 8907,
Telex: 8812945. Sole Agents for Australia and New Zealand - Gordon
and Gotch (Asia) Ltd., South Africa - Central News Agency.
Subscriptions INLAND £22, EUROPE £25, OVERSEAS (by ASP) £27,
payable to PRACTICAL WIRELESS, Subscription Department, PW
Publishing Ltd., Arrowsmith Court, Station Approach, Broadstone,
Dorset BH18 8PW. Tel: (01202) 659930. PRACTICAL WIRELESS is sold
subject to the following conditions, namely that it shall not, without
written consent of the publishers first having been given, be lent, re-
sold, hired out or otherwise disposed of by way of trade at more than
the recommended selling price shown on the cover, and that it shall not
be lent, re-sold, hired out or otherwise disposed of in a mutilated
condition or in any unauthorised cover by way of Trade, or affixed to or
as part of any publication or advertising, literary or pictorial matter
whatsoever. *Practical Wireless* is Published monthly for \$45 per year by
PW Publishing Ltd., Arrowsmith Court, Station Approach, Broadstone,
Dorset BH18 8PW, UK Second Class postage paid at Middlesex, N.J.
Postmaster: Send USA address changes to *Practical Wireless*, c/o
Permit to post at Hackensack
pending. The USPS (United States
Postal Service) number for
Practical Wireless is: 007075.

pw publishing ltd.

22 REVIEW - THE YAESU FT-51R TRANSCEIVER

Richard Newton
GORSN inspects
the bands using
the
Spectroscope
feature on
Yaesu's smallest
dual-band hand-
held transceiver.



COMPUTING IN RADIO SPECIAL

24 BITS & BYTES SPECIAL

To launch the PW 'Computing In Radio
Special' articles, Mike Richards G4WNC
reviews a computer system designed
especially for amateur radio use.



28 CHOOSING & USING YOUR COMPUTER

The Editorial team pass on a few tips to
help you decide which computer is
best suited to your radio shack.

33 BASIC COMPUTER LOGBOOK

Looking for a logbook program to run
on your IBM PC? Look no further, John
Beaumont G3NGD has got one for you.

34 AMATEUR RADIO & THE INTERNET

Mike Richards G4WNC takes a look the
latest computer attraction, The
Internet, from the amateur radio
viewpoint.

37 POT RATIOS BY COMPUTER

Jim Butler GM3ZMA shows you how
your computer can be used to
calculate potentiometer ratios.

CONTENTS May

40 AROUND THE LOOP

Richard Q. Marris G2BZQ looks at variations
of the loop antenna.

42 BUILD THE PW MARTLET 70MHz FM TRANSCEIVER PART 3

Mike Rowe G8JVE provides the p.c.b.
designs and associated component overlays
for the project plus a description of the
synthesiser operation.

46 EXAMINING AN IMAGE PROBLEM

Murray Ward G3KZB opens his RAE casebook
again to look further at image interference
problems.

48 THE EDDYSTONE EC10 RECEIVER

Ben Nock G4BXD says "it's a classic", in his
detailed look at the popular EC10
transistorised receiver.

50 CRUISING ON THE AIR

John Hines G0PNX tells how his radio skills
were put to the test on a cruise.

53 THE PRACTICAL WIRELESS DATACARD GUIDE

Kevin Nice G7TZC explains the purpose of the
invaluable PW repeater Datacards.

56 EQUIPMENT SPECIFICATIONS - THE MYSTERIES EXPLAINED

Ian Poole G3YWX delves into the mysterious
world of receiver dynamic ranges.

60 ANTENNA WORKSHOP

John Heys G3BDQ shares his experience of
using very low dipoles on 7 and 14MHz bands.

65 PACKET PANORAMA

Roger Cooke G3LDI reports on the
'packetees' he met on his recent trip to
Australia.

67 SUBS CLUB

Take advantage of our Subscribers' Club
offer this month and you'll soon be
computer friendly!

Other Regular Features

- 76 Advert Index
- 67 Arcade - All PW Services
under one roof
- 69 Bargain Basement
- 72 Book Service
- 64 Broadcast Round-Up
- 18 Club Spotlight
- 9 Competition
- 9 Editor's Keylines
- 59 HF Bands
- 12 News '95
- 16 Novice Natter

COMING NEXT MONTH

Practical Wireless gets busy 'on the key' with a look
at the fascinating world of Morse Code - so brush
off those keys and get practising.

**DON'T MISS IT!
ORDER YOUR COPY TODAY**

- 68 Order Form
- 19 Radio Diary
- 10 Receiving You
- 54 Valve & Vintage
- 62 VHF Report

SMC, A.R.E. & REG

We believe in offering our customers the best deal possible, by dealing direct.
Most of the following products we import direct. Consequently

THIS MONTHS SPECIALS

FT-890AT HF transceiver with Auto ATU

ONLY
£1149



SAVE
£350

* While stocks last *

G400 & G400RC Rotators

G400 only £169 inc

G400RC only £199 inc

SAVE
£30



SAVE
£40

Lower mast clamp GC038B £23 Rotators carr extra

FT 8500 DUAL BAND MOBILE

The FT-8500 VHF/UHF dual band mobile transceiver has been designed utilising new concepts to lead the next generation of top-grade dual band mobile transceivers. All functions may be controlled from the new multi-purpose Smart Controller. The main unit provides a large, removable backlit Omni-glow LCD which is used to show the spectrum of the bands.



NEW

SPECIAL
INTRODUCTORY PRICE

£725.00

Features:

- Control from the new Smart Controller
- Remote mountable with YSK 8500
- 112 memory channels
- Built-in CTCSS encoder
- Built-in DTMF message pager and DTMF code squelch
- Generates CW Morse code according to the incoming messages
- Switchable 9600/1200 baud PACKET operation
- Frequency coverage: Rx 110-174/410-500 800MHz. 800-996MHz expandable.
- Tx: 144-146/430-440MHz.



TOKYO HY-POWER

Tokyo Hy-Power. One can only describe their products as "Japanese design and build quality at its very best"

LINEARS

	£	Carr	HL130U
HL100B/10	10M Linear, 10W in 100W out PEP Suitable for 21/24/28MHz	210 C	70cms Linear, 3/10/25W i/p auto select 120W out Rx Preamp
HL100B/20	20M Linear, 10W in 100W out PEP	210 C	
HL100B/80	80M Linear, 10W in 100W out PEP	210 C	
HL166V	6M Linear, 10W in 50-60W out Rx Preamp	169 C	
HL166V	6M Linear, 3/10W in Auto select 80/160W out Rx Preamp	299 C	
HL37VSX	2M Linear, 0.5-5W in 20-35W out variable gain preamp	109 B	
HL62VSX	2M Linear, 5/10/25W in 50W out preamp	235 C	
HL36U	70cm Linear, 6/10W in 25/30W GaAs FET Preamp	155 B	
HL63U	70cms Linear, 10/25W in 50W out GaAs FET Preamp	259 C	
HL180V	2M Linear, 3/10/25W i/p auto select 170W out Rx Preamp	389 C	

TRANSVERTORS

	£	Carr	HX240
HX240	2M to HF 80,40,20,15,10M 2.5/10W Drive 30-40W o/p	299 B	
HX640	6M to HF Specs as above	299 B	
HX650	10M to 6M transvertor high performance, MGF1302 Preamp dB/12dB selectable 10/50W selectable output input selectable, 100m V/1V RMS	369 B	



REXON VHF/UHF HANDI'S

RL102	VHF handi, 138-174MHz, 5 watt, complete with cell case	£189.00 B
RL402	UHF handi, 410-470MHz, 5 watt, complete with cell case	£199.00 B
RNB111	7.2V 600mAh nicad for RL102	£21.50 A
RNB112	12V 500mAh nicad for RL102	£39.95 A
NC28/REXON	Charger for RNB111	£18.00 A
SMC18/REXON	Charger for RNB112	£18.00 A
RTN100	CTCSS unit	£25.00 A
RTS102	DTMF unit	£19.95 A
RCC101A	Vinyl case RL102/402 + RNB111	£9.00 A
RBX100	AA cell case for RL102/402	£8.00 A
CBB186	Universal belt clip quick release	£14.95 A



REXON OFFER

RL102 C/W NICAD &
CHARGER ONLY
£189

RL-402 C/W
NICAD &
CHARGER ONLY
£199

All discounts are based on recommended retail prices.

CARR A = £2.50

CARR B = £5 (Handi's)

CARR C = £9.50 (Mobiles)

CARR D = £12.50 (Base Stations)

CARR E = £16.50

Head Office

9-5pm Tel: (01703) 255111
Showroom/Mail Order
9.30-5pm, 9-1pm Sat
Tel: (01703) 251549
Service Dept 9-5 Mon-Fri
Tel: (01703) 254247

SMC HQ Southampton

S M House, School Close
Chandlers Ford Ind Estate
Eastleigh, Hants SO5 3BY
Tel: (01703) 251549/255111
Fax: (01703) 263507
HQ Monday - Friday

ARE Communications

6 Royal Parade
Hanger Lane, Ealing
London W5A 1ET
Tel. 0181-997 4476
9.30am - 5.30pm Monday-Friday
9.30am - 1.00pm Saturday

Reg Wa

1 Weste
West Sh
Axmins
Devon I
Tel. (012
9.00am -

Direct with the manufacturer we are in effect "cutting out the middle man".
we are able to offer **LOWER PRICES** than previously possible.

NEW COAXIAL SWITCHES

CX401 S0239 Sockets £37.50

CX401/N 'N' Sockets £39.95

CX201 S0239 Sockets £18.50

CX201/N 'N' Sockets £19.95



SPECIFICATIONS

4-way 0-500MHz 1kW CW
2.5kW PEP
(built in lightning protection)

2 way 0.1GHz 2.5W PEP
0.5dB insertion loss.

SPEAKER MICS



MS102 for Icom
& Yaesu
ONLY £19.95

MS107 Mini version
for Rexton RL102/402
YAESU/ICOM
ONLY £12.95

NOW BACK IN STOCK

POKY TOKY WKX 1200

2M QRP transceiver 10m W crystallised
on 144.55MHz
Supernet receiver with 2 audio settings.
runs on 2 x PP3 batteries.

£29.95 inc



MANSON EP20 20A PSU

3-15V DC adjustable 18A
continuously 20A max.
Built-in Volt and Ammeter
thermostatically controlled fan.

ONLY £79.95 inc



VHF/UHF Handi's and Portables

ICOM*

IC-2GXE	Our Price £219	Save £30
IC-2GXET	Our Price £249	Save £30
ICW-21E	Our Price £389	Save £50
ICW-21ET	Our Price £439	Save £50

KENWOOD

TH-22	Our Price £210	Save £29
TH-28	Our Price £259	Save £40
TH-78	Our Price £399	Save £40
TH79E	Our Price £399	Save £50
TH-42	Our Price £239	Save £30



YAESU

FT-11R	Our Price £269	Save £30
FT-41R	Our Price £299	Save £40
FT-815	Our Price £229	Save £140
FT-51R	Our Price £449	Save £50
FT-290R2	Our Price £475	Save £64
FT-690R2	Our Price £475	Save £64
FT-790R2	Our Price £565	Save £74

HF EQUIPMENT

ICOM*

IC-737A	Our Price £1379	Save £170
IC-736	Our Price £1649	Save £200
IC-738	Our Price £1399	Save £150
IC-729	Our Price £1175	Save £150
IC-728	Our Price £885	Save £110
IC-707	Our Price £785	Save £110

KENWOOD

TS-950SDX	Our Price £3349	Save £450
TS-850S	Our Price £1529	Save £170
TS-850SAT	Our Price £1649	Save £200
TS-450S	Our Price £1249	Save £150
TS-450SAT	Our Price £1379	Save £170
TS-690S	Our Price £1379	Save £170
TS-50S	Our Price £899	Save £100
TS-140S	Our Price £799	Save £100

YAESU

FT-1000	Our Price £3299	Save £400
FT-990	Our Price £2019	Save £280
FT-990DC	Our Price £1759	Save £240
FT-890AT	Our Price £1149	Save £350
FT900	Our Price £1199	Save £150
FT900AT	Our Price £1379	Save £170
FT840	Our Price £799	Save £100

VHF/UHF Base & Mobile

ICOM*

IC-820H	Our Price £1489	Save £200
IC-275H	Our Price £1249	Save £140
IC-281H	Our Price £359	Save £40
IC-2700H	Our Price £739	Save £90
IC-2340H	Our Price £619	Save £70

KENWOOD

TS-790E	Our Price £1649	Save £200
TM-742E	Our Price £749	Save £80
TM-732E	Our Price £599	Save £90
TM-733E	Our Price £659	Save £70
TM-702E	Our Price £489	Save £60
TM-255E	Our Price £799	Save £100
TM-455E	Our Price £899	Save £100
TM-251E	Our Price £349	Save £40

YAESU

FT-736R	Our Price £1569	Save £220
FT-5200	Our Price £599	Save £80
FT-5100	Our Price £559	Save £70
FT-2500M	Our Price £329	Save £40
FT-2200	Our Price £329	Save £50



* Icom prices are subject to confirmation due to exchange rate variation

and Co
n Parade
et
er,
X13 5NY
77) 34918
15pm Tues-Sat

SMC (Northern)
Nowell Lane Ind. Estate
Nowell Lane
Leeds
Tel. (0113) 235 0606
9.30am - 5.00pm Monday-Friday
9.00am - 1.00pm Saturday

SMC (Midlands)
102 High Street
New Whittington
Chesterfield
Tel. (01246) 453340
9.30am - 5.30pm Tuesday - Saturday

SMC Birmingham
504 Alum Rock Road
Alum Rock
Birmingham B8 3HX
Tel. 0121-327 1497
9.00am - 5.00pm Tuesday - Friday
9.00am - 4.00pm Saturday

**YOU WANT
AN HF-SSB.**

**YOU WANT
A HAM RIG.**

**THIS
IS WHAT
YOU WANT.**




This is it. The SG-2000 HF-SSB. With 644 ITU and ham frequencies—including SITOR telex channels—permanently etched into memory. Plus 100 user programmable frequencies and easy Weather-fax connections. A real *power-house* that produces a full 150 watts. The SG-2000 HF-SSB. Afloat or ashore, on the job or on the road, this is what you want. Call us.

SGC
NO COMPROMISE
COMMUNICATIONS



The SGC Building P.O. Box 3526 Bellevue, WA 98009 USA
(206) 746-6310 Fax: (206) 746-6384
1-800-259-7331

SUMMER 1995 CATALOGUE



The Summer '95 edition has 280 pages packed with over 4000 products and now with news and features including a full construction project.

- The computer section is greatly increased with new ranges of equipment and accessories for PCs including:

Mother boards, CPUs and SIMMs
CD ROM drives and hard drives
Sound cards, I/O cards, disc drive
cards and video cards
Mice, trackerballs and joysticks
Power supplies and cases

£1.95
+ 30p p&p

- Feature project for an EPROM programmer
- New 20MHz 'scope from Leader, training systems from Flight and an extended range of mobile phone batteries and accessories from Uniross
- Latest addition from Velleman kits including a video digitiser card
- 280 pages, 26 sections, over 4000 products from some of the worlds finest manufactures and suppliers
- Available at most large newsagents, from 13th April, or directly from Cirkit
- **Send for your copy today!**


Cirkit



Cirkit Distribution Ltd

Park Lane · Broxbourne · Hertfordshire · EN10 7NQ
Telephone: 01992 448899 · Fax: 01992 471314

SO MANY FEATURES, IT NEEDS A MANUAL.
SO WE BUILT ONE IN.



Kenwood's TH-79E marks a new high in user-friendly handheld transceivers. This slim-line FM dual-bander features a dot matrix LCD menu, which helps you to access the many class-leading features of this stylish unit.

Features that include an FET power module for longer battery life, 82 memory channels with ID, DTSS and pager functions, Automatic Band Change and DTMF memory function for auto-dial operation. Confused? You won't be. Just call up the menu. Or ring 0923 816444 for a full information pack.

KENWOOD

IN TOUCH WITH



ADI - from Taiwan

This 2 metre handheld is amazing value. ADI is made in Taiwan by one of the largest computer manufacturers. We are one of the selected dealers.

- 144-146MHz Tx
- 5 Watts on 12V DC
- 20 Memories
- 1750Hz Tone
- CTCSS option
- Scanning/Call
- 4 x AA dry pack
- 130-170MHz Rx
- 3 Power levels
- 6 Channel steps
- DTMF built-in
- 5-15V operation
- Battery saver

AT-200 Handheld

ONLY
£169.95

We have the power



The Manson is back! We've increased our orders once again for these superb power supplies but you just keep on buying them! Sorry to keep so many of you waiting. If you don't yet know what all the fuss is about check this out! The EP925 is a variable voltage PSU that gives a continuous 25A current, peaking on 30A. Twin meters give you current and voltage readout and the thermostatically controlled fan keeps things cool, ideal for powering any of today's HF transceivers. When you check out the price of a matching power supply for your rig, you'll see just what great value it is at just £99.95.

If you don't need all that power then the EP815 may be the one for you.

New!

Half catalogue, half price list - why not get your copy of our new *CataList*! Just send us four first class stamps and we'll send you one by return. Crammed full of interesting new products and some good old favourites as well.

BNOS VHF and UHF linears - for the serious Dxeer


What's the difference between a power amplifier and a linear?

Try a BNOS and compare it with some of the other products that call themselves linear and you'll soon find out! If you are going to work that DX you need to be loud and clear and BNOS linears will give you both. Models available with or without pre-amps and all can be RF switched or hard switched depending on how you like to work. Full specs available on request.

CLP14410100	2m Linear with pre-amp; 10W drive; 100W output	£255.00
CLP1441050	2m Linear with pre-amp; 10W drive; 50W output	£169.95
CLP1443100	2m Linear with pre-amp; 3W drive; 100W output	£289.00
CLP144350	2m Linear with pre-amp; 3W drive; 50W output	£289.00
CLP43210100	70cm Linear with pre-amp; 10W drive; 100W output	£439.00
CLP4321050	70cm Linear with pre-amp; 10W drive; 50W output	£255.00
CLP432150	70cm Linear with pre-amp; 1W drive; 50W output	£289.00
CLP43225100	70cm Linear with pre-amp; 25W drive; 100W output	£375.00
CLP5010100	6m Linear with pre-amp; 10W drive; 100W output	£289.00
CLP501050	6m Linear with pre-amp; 10W drive; 50W output	£169.95
CLP50350	6m Linear with pre-amp; 3W drive; 50W output	£169.95
CLP7010100	4m Linear with pre-amp; 10W drive; 100W output	£289.00
CLX14410100	2m Linear; 10W drive; 100W output	£219.00
CLX1443100	2m Linear; 3W drive; 100W output	£255.00
CLX43210100	70cm Linear; 10W drive; 100W output	£399.00
CLX4321050	70cm Linear; 10W drive; 50W output	£219.00
CLX432150	70cm Linear; 1W drive; 50W output	£255.00
CLX43225100	70cm Linear; 25W drive; 100W output	£345.00

If you'd like all the secrets of the top Dxeers, we've a great book written by the experts themselves. It's called the VHF UHF DX Book and contains chapters on propagation, antennas, transceivers, transverters, linears, pre-amps, accessories and most importantly, the techniques you should use to get the most out of VHF and UHF operating.

Its bang up to date.



INTERNET ADDRESS:

orders@lowe.demon.co.uk
info@lowe.demon.co.uk

BERKSHIRE

3 Weavers Walk
Northbrook Street
Newbury
Tel: (01635) 522122

NORTH EAST

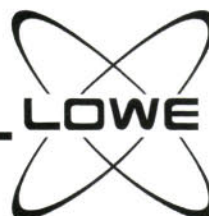
Mitford House
Newcastle Int. Airport
Newcastle Upon Tyne
Tel: (01661) 860418

WALES & WEST

79/81 Gloucester Rd
Patchway
Bristol
Tel: 0117-931 5263



Lowe Electronics have been appointed
'Master Dealer' by YAESU UK



Low
Chesterfield Road,

H THE WORLD

Great New Wire Antenna Systems From

Chelcom's CAHFV1 h.f. vertical antenna (see last month's ad) has become the fastest selling h.f. vertical in the UK, with over 250 happy users. Hot on the heels of this wonderful antenna, Chelcom have now produced a superb range of new wire aerial systems and components. Once again they've chosen to use only the highest quality components, from specially designed balun cases and dipole centres to the wonderful new FlexWeave™ antenna wire. Just wait 'till you see FlexWeave™ - a multi standard wire so flexible you can tie knots in it and undo it time and time again. It is used in all their ready to hang antennas and also available on its own for those who like to roll their own!

CHELCOM
Aerials

Chelcom Windoms - Ready To Hang!

Two Windom antennas, one covering 80 to 10m and 133 feet long and a shorter version just 66 feet long covering 40 to 10m for those with smaller gardens! Both made from the same high quality components including FlexWeave™ antenna wire and a 4:1 balun. Supplied ready to hang. Both antennas will let you loose with a whole 1000W p.e.p.! CA80W for 80m is just £65.00 and the CA40W for 40m is just £55.00.

Chelcom G5RV's

These G5RV's really need to be seen to be appreciated. You really need to check out the quality compared to other cheaper varieties - there is no comparison! Again the components used are of the highest quality, specially designed for heavy duty use and built to last. For most people, erecting antennas is a major problem - better to do it just once! Chelcom offer the largest range of G5RV's catering for most installation requirements.

CAG5RVH Quality half size G5RV using FlexWeave™ and 300 Ohm slotted ribbon feeder. Supplied ready to hang at just **£35.00.**

CAG5RVF Quality full size G5RV FlexWeave™ and 300 Ohm slotted ribbon feeder. Supplied ready to hang at just **£45.00.**

CAG5RVHP Quality half size G5RV with FlexWeave™ balun and 450 twin feeder. Supplied ready to hang at just **£65.00.**

CAG5RVFP Quality full size G5RV with FlexWeave™ balun and 450 twin feeder. Supplied ready to hang at just **£75.00.**

End-Fed Antenna. For those that like the simple life or don't like feeders hanging about, the Chelcom end-fed design offers a simple, unobtrusive solution. Just 66 feet long, the CA66EF will fit nicely into many smaller gardens and costs just **£55.00**, ready to hang.

Chelcom MultiSystem Aerial Components For DIY Aerial Systems

CABALUN11 1 to 1 balun **£30.00**
CABALUN41 4 to 1 balun **£30.00**
CAINS Insulator (pair) **£1.50**

CABALUN51 5 to 1 balun **£30.00**
CADIPOLE Dipole centre..... **£3.95**
CAFLEX FlexWeave multistranded antenna wire 20m pack .. **£16.00**

Plus

CAHFV1 HF vertical antenna resonant on 80m..... **£119.00**

Lowe also stock a wide range of books covering all aspects of antenna design and construction. A full range can be seen in all of our branches. We also stock a superb range of quality test equipment that anyone building antennas really needs to have, including Diamond power and s.w.r. metres, MFJ antenna, s.w.r. analysers and AEA analysers.

Just send us four first class stamps for our complete Antenna Fact Pack which includes Chelcom's MultiSystem components and verticals, Hygain, Butternut, Vargarda and the full range of rotators from Hygain, Yaesu and Emotorator.

SOUTH EAST

Communications Hse.
Chatham Road
Sandling, Maidstone
Tel: (01622) 692773

YORKSHIRE

34 New Briggate
Leeds
North Yorkshire
Tel: 0113-245 2657

SOUTH WEST

117 Beaumont Road
St. Jude's
Plymouth
Tel: (01752) 257224

EAST ANGLIA

152 High Street
Chesterton
Cambridge
Tel: (01223) 311230

ve Electronics

Matlock, Derbyshire DE4 5LE Tel: (01629) 580800 Fax: (01629) 580020


The Hustler 6-BTV, ground mounted

The Hustler 6-BTV in my opinion is very well made, it looks like it should certainly stand up to a few high winds when other aerials wouldn't (as I've found in the past, despite wind survivability claims!). I've used several commercial trapped verticals over the years, and the 6-BTV worked just as well, if not better, than others. When ground mounted, it gave good performance over unobstructed paths.

The supplied instructions were extremely clear and concise, following these I had the aerial assembled in less than half an hour.

What did surprise me was the relatively low price, for the quality of construction I found this to be very reasonable indeed. If you're in the market for a compact ground-mounted HF multi-band vertical, I wouldn't hesitate in recommending the 6-BTV.

Chris Lorek G4HCL



John Goodall GOSKR rose to the challenge of reviewing the Hustler HF Mobile Antenna System by borrowing a Kenwood TS-SOS transceiver so he could operate from a test site in the New Forest.

Before long, I had the RM-20S resonant on 14.160MHz, with the s.w.r. reading just above 1.1:1. This was with 360mm of tip protruding from the adjuster.

At 14.058MHz, the FISTS frequency, I found the s.w.r. was acceptable at 1.6:1. The dial reached on 2:1. This proved an even greater bandwidth than that published by the manufacturers.

I worked RA3REM and RK3VWF, both with reports at 5 and 6; YU70GW and 9A1CAH 5 at 9, all on 50W.

I found that using the Hustler HF Mobile Antenna System was indeed a pleasure. I think that the cost of the 'Standard Resonators', which I feel are adequate for this country, is quite reasonable for the excellent quality of the equipment.

Picture and Quote from John Goodhall review in Practical Wireless



Inc. has been producing HF vertical antennas of unusual electrical performance and mechanical integrity since 1959. Many of those original verticals are still in service after over 30 years of reliable operations.

Our exclusive trap design offers the lowest loss possible. A special extrusion process allows us to produce trap covers to an otherwise unattainable close tolerance, assuring accurate and permanent resonances. Our highly accurate traps provide top signal reports and consistent contacts.

Accurate tuning is made possible by the wide range of tuning flexibility designed into our verticals. Not only can you use the normal adjustable tubing to change resonance, but the traps themselves can be field tuned for an additional 2 MHz. shift. This flexibility will enable you to achieve a good S.W.R. even if your installation is not ideal.

All Hustler verticals will easily handle the full legal limit of power and will cover 10/40 meters with a S.W.R. of 1.6:1 at band edges. 75 or 80 metre band width on the 5BTV and 6BTV is 80 KHz. under 2 to 1.

We believe that a fixed station antenna is only as good as its ability to stay up. We further believe that the mechanical design of our verticals is superior to any. Large diameter 1 1/4 inch tubing is used from top to bottom. Our base assembly utilizes a centre tube. With a .315 inch wall thickness, unequalled in the industry. The trap coils are wound around solid one inch diameter fibreglass cores. Our rugged construction is so obvious that we invite you to look at our verticals and compare them to other brands. One glance will convince you.

Solid signals, solid construction and solid value - three solid reasons to purchase a Hustler vertical, from coastal.

"The best antenna there is for HF!"

I have tested the Hustler HF Mobile with the rated power and have measured the Q factor and it is the nearest to 300 in any antenna I have seen! I have also fed it with inductive and capacitor matching including both to obtain 50 ohms input on 40/80 mtr and have a band width of between 50 and 75 kcs compared with other mobiles which had only 10 to 15kc band width. The best antenna there is for HF! Since using the Hustler I have contacted stations in "India VU2TTC", "Sri Lanka 457RO", "Trinidad 9Y4TD", Africa 9X5GC, "KA1V/TS, 3DAAOBM, Australia VK7OH, Barbados 3P9EM and the Falklands VP8CGH with signal reports ranging between 5/5 to 5/9, as for 9Y4TO who was surprised when I told him I was mobile due to my signal strength. A station in Johannesburg called me "ZS8BEW" as he thought I was in one of the Johannesburg suburbs, this was when I was in contact with KC9B1 we then had a three way contact, not bad from a car don't you think. As for the antenna, I have tried inductive coupling and capacity matching as per ARRL handbook mobile section and this was not needed.

The resonators are very well constructed as so the most which can be used as a 1/4 wave on 6mtr, the band width is as advertised for each band, "as the instructions state 2.1 swr or better", I obtain 1.5 to 1 and less on 10, 15, 20 MHz but what did surprise me was the band width on 80 mtr as with other antennas. I could only move frequency of about 10 kcs either but with this resonator I can move 30 kcs either side of the tuned frequency. Now when I go camping all I take is the required camping equipment and the Hustler antenna which I use with a TM-band adaptor, so I can operate any three frequencies without having to change resonators. The mast is hinged so it can be folded to fit the trunk and apart from that I also use the quick disconnect attachment which I also obtained from Coastal Communications.

To end this letter which sounds like an advert, all I will say to past, present or future mobile operators is, try this antenna and I can tell you that they will not be disappointed with the results and also excellent service from Coastal Communications.

73 David Hudson, G4WOE E. Sussex

HUSTLER PRICES

4BTV HF Base 10-15-20-40 meters	£142.95
5BTV HF Base 10-15-20-40-80 meters	£160.95
6BTV HF Base 10-15-20-30-40-80 meters	£179.95
RM-10 10m Mobile Resonator 150-250KHz bandwidth 400W	£17.49
RM-15 15 Mobile resonator 100-150KHz bandwidth 400W	£18.49
RM-20 30m Mobile resonator 80-100KHz bandwidth 400W	£26.49
RM-30 30m Mobile resonator 50-60KHz bandwidth 400W	£26.99
RM-40 40m Mobile resonator 40-50KHz bandwidth 400W	£27.49
RM-80m Mobile resonator 25-30KHz bandwidth 400W	£28.49
RM-10S 10m Mobile resonator 250-400KHz bandwidth 1.5KW	£24.95
RM-15S 15m Mobile resonator 150-200KHz bandwidth 1.5KW	£26.95
RM-20S 20m Mobile resonator 100-150KHz bandwidth 1.5KW	£29.95
RM-40S 40m Mobile resonator 50-80KHz bandwidth 1.5KW	£34.95
RM-80S 80m Mobile resonator 50-60KHz bandwidth 1.5KW	£45.95
MO-1 Mobile mast 54 inches long, tilts at 15 inches	£27.95
MO-2 Mobile mast 54 inches long, tilts at 27 inches	£27.95
MO-3 Mobile mast 54 inches long, solid rubbercoated	£22.95
MO-4 Mobile mast 22 inches long, solid rubbercoated	£19.95
(All masts end in a 3/8 thread, for mounting. Ideal for any strong CB style mount and cable.)	
NB Postage/delivery extra as required	

**COASTAL
COMMUNICATIONS**

19 Cambridge Road,
Clacton-on-Sea, Essex CO15 3QJ

01255 474292



EDITOR'S Keylines

Short wave listeners are usually very dedicated radio enthusiasts. And in fact, if we're honest, most of us (and I include myself) spend more time listening on the bands than we actually spend transmitting.

Quite honestly, I've felt that listeners have been neglected in *PW* for a long time...but that's going to change, and we need your help! Anyone can be a s.w.l. (including transmitting amateurs of course) and I think there's a job waiting for keen s.w.l.s who read *PW*.

So, are you a keen s.w.l. who listens on the amateur bands? Do you listen regularly for s.s.b. or c.w.? If so, you'll be able to help *PW* with a new initiative which we're planning to launch in the summer.

With the new idea, I'm hoping that the many frustrated hours on the bands won't be wasted in future. You'll be able to help other *PW* readers if

you're able to spare some time to listen, and to write in to the magazine.

Anyone will be able to join in the new venture, and the Editorial team would particularly like to hear from our readers abroad. If you are (for example) living in Europe, North or South America, Australia or New Zealand...we could do with your help!

The new idea will work in reverse too, and I'm hoping that readers in the UK, Eire and 'near Europe' will be able to help readers who are on the air from DX locations. So, if you can spare some time to listen on the bands, are prepared to write in to the magazine...we'd like to hear from you as soon as possible.

Address your letters to me at the Editorial offices in Broadstone and I'll provide full details by return of post. By working together we'll be able to get even more out of our hobby!

Planning Permission

My 'Keylines' in the January issue of *PW* certainly generated a lot of feedback from readers. In fact, I've been showered with letters from people who've had some rather unfortunate dealings with the planning authorities.

The only thing which now seems certain about planning permission (in regards to amateur radio antennas, towers and masts) in the UK, is that there's a great deal of confusion! And to make matters worse, it also seems from the letters I've seen, that planning applications often turn into

personality clashes and squabbles!

So, unless you're a member of the RSGB (they've got a comprehensive planning permission support system for their members) what do you do when it comes to planning permission? Apart from joining the National Society and saving yourself a great deal of trouble and possible legal fees (from what I've read in some of the sad stories in letters received, the RSGB membership fee could save you money and trouble in the long run!) what can you do to help yourself?

To help, I'm hoping to get a planning permission guidelines statement on towers/masts and antennas for radio amateurs from Central Government. I also hope we can get a central body representing local and district councils to comment.

In the meantime, I would be most interested to hear more from you on your planning problems. In particular (as this appears to be the main problem in the letters I've read) where it seems that it's one individual causing difficulties and the planning application has become a personality clash.

To round off this month, I'd like to invite any of our readers based in Eire, or in mainland Europe to pass on their comments. How does the planning permission system work in your country? Perhaps you can help us to help ourselves!

Rob Mannion G3XFD

COMPETITION CORNER

G	W	E	D	S	P	E	Q	L	U	B	I	A	U	R
R	W	X	N	R	R	S	K	A	T	P	N	C	T	Z
O	E	G	Q	O	M	G	S	R	O	T	R	E	A	O
Y	S	W	Y	V	Y	F	F	I	E	Y	A	Z	Z	K
G	C	F	O	P	P	M	N	N	S	T	S	T	R	T
H	N	P	P	P	O	T	N	T	S	E	S	Y	E	S
Z	S	I	I	L	H	A	A	B	N	S	J	L	T	Y
B	X	X	T	E	O	L	A	I	K	R	T	T	H	S
I	H	S	F	A	N	W	L	D	F	R	A	Q	U	K
K	Q	B	K	F	R	Y	B	R	A	W	J	D	L	Q
T	V	A	H	O	E	E	W	M	I	L	W	G	C	Q
I	Y	D	K	K	O	U	P	L	P	V	A	P	A	K
X	Z	X	M	R	F	B	L	O	U	D	M	C	V	C
S	Y	I	L	X	S	I	U	I	I	I	D	G	O	V
A	Y	T	Y	E	M	H	N	D	A	N	U	Z	W	F

Wordsearch rules:

Twelve different words have been hidden in the letter grid. They have been printed across (forwards or backwards), up and down, diagonally, but they are always in a straight line without odd letters between. You can use the letters in the grid more than once for different words. Once you have found all 12 words, mark them on the grid and send it, along with your name and address (photocopies accepted with the corner flash) to our editorial address, marked 'Competition Corner' Wordsearch May 1995.

Words To Find

Martlet
Low
Power

Crystal
Antenna
QRP
Focal
Point

Milliwatts
Operating
Books
Keylines

Name

Address.....

Send your entry (photocopies acceptable with corner flash) to: Competition Corner, Wordsearch Competition, May 1995, *PW* Publishing Ltd., Arrowsmith Court, Station Approach, Broadstone, Dorset BH18 8PW. Editor's decision on the winner is final and no correspondence will be entered into.

FIRST PRIZE: A year's subscription to *Practical Wireless* or a £20 book voucher.

SECOND PRIZE: A six month subscription to *Practical Wireless* or a £10 book voucher.

☐ SUBSCRIPTION

☐ VOUCHER

Entries to reach us by Friday 26 May 1995.

Please send your letters to the Editorial offices in Broadstone. Reader's letters intended for publication in 'Receiving You' must be original and not be duplicated. Letters are accepted on the understanding that they have only been submitted to *Practical Wireless*. Please ensure that your letter is clearly marked 'for publication in Receiving You' and that it has not been submitted to other magazines. We reserve the right to edit or shorten any letter. The views expressed in letters are not necessarily those of *Practical Wireless*.

RECEIVING *You*

The Star Letter will receive a voucher worth £10 to spend on items from our Book or other services offered by *Practical Wireless*. All other letters will receive a £5 voucher.

Planning Problems

Dear Sir

With reference to the two interesting letters about planning problems in the March issue. I have been trying for the last 15 years to get a 45ft tower at the bottom of my garden. My last planning application was for a tower 33ft up, 13ft down, behind trees that are 22ft high, and would be some 170ft away from the rear elevation of my house.

This has all been to no avail, if only someone from planning will come and see me and tell me what I can do, not keep writing and telling me what I cannot do. Early on in this charade, I asked this question, only to be told, 'it doesn't matter what aerial you want to put up, we are going to stop you'. I made the planning officer repeat this at a public appeal.

This same planning officer three weeks before my first application, gave permission for a 3-element tribander on top of a four storey block of flats on a very high point close to this location, just at the top of my road that can be seen for miles around. This was done without an official planning application, but was just confirmed by letter 'that all was OK'. This the council deny, but I have two copies of letters showing this fact dated 1982 and 1984.

About three years ago they put a link road from our new Brighton Bypass and a Sainsbury's superstore at the bottom of my garden, about 200ft away. This was the local golf course. I do not live in a conservation area, so my problems are not due to this, and my paperwork is now five inches high!

I did win one appeal, but this was over-turned by the Secretary of State a few days later. So, the RSGB and myself took it to the high court for being denied natural justice. We won the court action with the council and the DOE requesting an appeal, but the judge said, "No, I do not consider that you gave this man a fair crack of the whip". I then put in a planning application for the mobile mast and the council turned it down again.

It is my opinion that Hove Borough Council are being vindictive, malicious and unnecessary. At the moment they are in the process of serving an enforcement notice on me to take down the 20ft pole behind 22ft trees. As I am heavily involved in RAYNET, I do not know how I am supposed to work in an emergency and they do not seem concerned as again I cannot get them to see me after requests by letters.

Maybe through your magazine we can determine what is a maximum mast height before we have to apply for planning permission, let's say 30ft. If we can produce a letter that you and the RSGB can put together, a copy of which can be published in your magazine, signed by any interested parties and sent to our MPs. This will perhaps bring pressure to bear.

Doing it this way makes it easier for all amateurs to get involved. Perhaps if we show our numbers, then 'they' may at last listen to a louder voice. The protest needs to be done in such a way that everyone will get involved just because they are radio amateurs.

D. Browne G4XKF
East Sussex

★★★★★ STAR LETTER ★★★★★

Wonderful Surprise

Dear Sir

I am writing to say thank you to *Practical Wireless* for the wonderful surprise I received on my return from Cyprus last week. It was my prize in the shape of the Yeovil 3.5/14MHz Transceiver, which I won in the November 1994 PW Competition.

Last year my prize for winning a competition was a year's subscription to *Practical Wireless*. I have not put pen to paper to 'Receiving You' before, but am writing now to say thankyou for an interesting magazine. Thanks for the regular features, and the help given to readers like me who have tried to pass the RAE, failed and tried again, failing once more. I then gave up, until I read the reprint of *Practical Wireless*, the *Passport To Amateur Radio*.

To any reader I would say, finding it hard, get the reprint and get your B licence! At 67 years old, I'm trying my Morse to get my A licence and put my Yeovil transceiver prize to good use.

Thanks again for the prize and thankyou for a good amateur radio magazine.

V. G. Saundercock G7PHJ
Cornwall

More Planning Problems

Dear Sir

As a Local Authority planning administrator, I was rather concerned over what I consider misleading advice given by Arthur Bagley GW4EKE in his letter which was published in the March issue. This relates to the suggestion that an amateur wishing to apply for planning permission for a mast should give the Local Planning Authority the minimum of information, other than a location plan, with no details of the antenna likely to be affixed.

If Mr Bagley was granted permission in the past after supplying such scant information, I feel it was either a long time ago, or he was very lucky. Planning officers and/or a planning committee, when determining such an application for an amateur mast and

antenna will need to establish whether the visual amenity of the neighbourhood is likely to be detrimentally affected by the proposal.

A number of factors, such as the antenna's height, its size and location are crucial in this process, and no professional planning officer or committee member worth his/her salt will attempt to make a judgement without all the relevant data. If the applicant has not supplied this data, the Local Planning Authority will request further information it needs.

Should this essential information be withheld, the application will almost certainly be refused. With the fee for submitting a planning application currently costing £80, there seems little point in getting a refusal through failure to give the planners

adequate information.

My advice therefore, is to give as much information about the mast **and** the affixed antenna. Certainly, if permission is granted for the mast alone, the erection of a large antenna system on top would be considered a material change in the development and would require a further planning permission. If this second permission is refused, the mast is next to useless, so, best to supply all the information in one go.

Agreed, if an application is refused, there is a right of appeal to the Secretary of State for the Environment, but national statistics show the success rate to be around 30%. In any event, a planning appeal should not be attempted without professional help.

Incidentally, failure

Illegal Use Of Amateur Bands

Dear Sir

I'm writing about the possible unauthorised use of 144MHz and further illegal airborne use of the amateur bands.

While reading *Skywings*, the journal for hang glider/paraglider enthusiasts, I came across an advertisement involving amateur radio equipment. It is not the only advert I have seen in the same January 1995 copy. The other advertisement (which I have sent to the RSGB for action), openly advertises 144MHz transceivers for aviation communication. I hope that this will come to the notice of the regulating authorities.

John Wood G3EAY, Essex

Morse Code

Dear Sir

I was very interested in the star letter which appeared in the March issue of *Practical Wireless*. Because I too have had a very similar experience as Joe Johnson in learning the Morse code and passing the test.

For over two years I have been religiously practising and found it very hard going at times. I too had tapes and listened to Morse QSOs a lot when the format was changed as I realised there were some parts of the Morse code that wasn't too easy to copy.

I did have some assistance for a short period from a local amateur, but unfortunately, it wasn't

possible to carry it on. However, I decided to have a go when I visited Lincoln Hamfest last September as I thought I might pass. But my result was poor, failing badly in both receiving and sending.

However, it gave me some idea of what to expect and decided next time I'd be more efficient. It was after my first attempt that another local amateur offered to give me tuition three times a week, and it is all thanks to him that I was successful the second time I sat the Morse exam.

His name is **Michael GOSMG**. I am extremely grateful to him for persevering when at times I had doubts myself as to whether or not I'd pass. I

am a little older than Joe, being 77 and I do suffer from very bad memory, plus I'm rather deaf. Hence the long time it took me to master the Morse code, because I've had to really imprint it in my thick skull!

However, I don't expect you to print this letter. But I would be pleased if you can use it, to encourage other amateurs of my age and physical disability not to give up and be determined to master the Morse code.

I'm not perfect by a long chalk, but I've got over the main hurdle, by passing the test. I hope to get a callsign of my initials G0WMS as I shall be very proud of my achievement.

**Maurice Williams
G1NVB**

to apply for planning permission, where it is needed, can result in the Local Planning Authority taking enforcement action. And the powers available to the Authority in this area are quite far-reaching. At worst, the offending structure will have to be taken down, and there might be a fine imposed as well. With the cost of the antenna hardware these days, it's just not worth taking the risk.

The RSGB's booklet *Planning Permission...Advice To Members* is well worth reading before applying for planning permission. Although after thoroughly digesting it, the reader may feel so shell shocked as to decide to give up radio and take up growing roses instead! The staff at Council Planning Offices, however, will be pleased to give you all

the advice you need and I would fervently recommend this advice is sought before submitting an application.

Finally, there have been some rumours floating around recently that the planning regulations relating to amateur antennas and masts might be relaxed in the near future. However, it must be pointed out that with the proliferation of commercial antennas recently for the various mobile 'phone networks, Local Planning Authorities are becoming increasingly concerned over the adverse effect these are having on our visual environment, so much so that the Local Planning Authority Associations are lobbying Government to make the regulations affecting such commercial antennas far

more stringent. There seems little hope therefore for the humble radio amateur!

**Michael Bone G3VOO
Dorset**

Editor's comment:
After reading the (many!) letters received on this subject following the 'Keylines' comment, I'm inclined to agree with Michael G3VOO. However, although I'm not going to give up and grow roses - I'll know in future that the only thing that we can be sure of with the planning permission 'mess' is that there's no single standard approach in the process. It seems to me that confusion and perhaps some prejudice towards amateur radio may rule in some Council Chambers!

Vowed To Return

Dear Sir

A few years ago I lost my job through redundancy. This followed by a planned house swap, put an enormous strain on the bank balance. I found myself having to sell gear, in order to raise some ready cash.

To see my beloved transceivers and associated gear disappearing down the road was a terrible wrench. I vowed there and then, to return to the air waves one day.

Eventually, I got another job on a much lower salary, only to be made redundant again, two years later. This imposed further strain on my resources. Now, three years on and I am still QRT.

If this sounds like a sob story, I apologise. It's not intended to be one, because the experience brought with it some enlightenment. You see, what I was trying to do was replace my 'Black Boxes'.

But all the time what I really was looking for was a return to the sense of achievement, and immense pleasure, which I first experienced in 1958 when I put my first home-brew station on the air. It was a wonderful feeling and one which all the commercial gear I have owned since has failed to duplicate. With this in mind, I have come to the conclusion that the way forward for me is via QRP and home-brew. It's cheap, puts the sense of achievement back and is well suited to my favourite mode of c.w.

Over the next few months I hope to begin a building programme, and hope to be back on the air during 1995. I shall look forward to QRPing and I am sure that for me, it's the way back and will restore the challenge and fun of amateur radio.

**Peter Nicholson G3MYZ
East Yorkshire**

Editor's reply: Welcome back Peter! I hope you'll provide an up-date on your progress once you're back on the air.

Virtues Of QRP

Dear Sir

I know you welcome letters, views and opinions from the entire spectrum of radio amateurs, so I thought I would drop you a line extolling the virtues of QRP. As a recently licensed amateur, my choice of equipment and antenna were restricted by budget and space.

I obtained a Yaesu FT-7 (10W p.e.p.) and a half size G5RV antenna, much to the friendly derision of certain compatriots! I have not got enough space to extend the half size G5RV in a straight line, so it is strung in a 'V' formation from a tree to the house at a height of 5m up with its ends 4m apart. Hardly ideal you would think!

I have just finished an s.s.b. QSO on 21MHz with VE3VHB in Ontario (4 400 miles away) who gave me 5/3 report. I answered his CQ call, but as is often advised, added QRP after my call. He came straight back telling me that I was the quietest station that had answered his call. The QRP had obviously interested him.

I know my experiences are far from unique and that greater things are done with less power, however, the thrill of crossing the pond on s.s.b. with low power, when the other station may be using 1kW has to be experienced to be appreciated!

Thank you for a first class publication. I particularly enjoy QRP constructional articles and intend to build the simple one valve transmitter for 3.5MHz which you recently published.

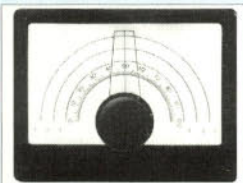
**John Constance G0VGD
Kent**

NEWS

'95

Jackson's Dial

The Norfolk based company Isoplethics, who have recently begun a distributor service for Jackson Bros variable capacitors, drive components and related hardware, have announced the renewed availability of the 6/36 slow motion drive and dial assembly (Cat No: 4103/A). The drive and dial assembly, measuring 123 x 95mm, comprises a dual ratio 6:1 and 36:1 ball drive, black plastics coated escutcheon printed card scale, hair-line pointer and clear plastics window.



At a cost of only £19.50 including VAT & P&P (UK and EEC), the Jackson Bros dial and drive assembly is described as being ideal for home-brew projects, such as direct conversion receivers, grid dip oscillators and wavemeters. For more information on the drive and dial assembly contact **Isoplethics, 13 Greenway Close, North Walsham, Norfolk NR28 0DE. Tel: (01692) 403230.**

Prize Draw

The lucky winner of the £50 Prize Draw as featured in the Book Service pages of the March issue of *PW* was **Mr S. V. Jeffrey of New Jersey, USA.**

Don't forget that the names of all customers who order books from this issue will be entered into the £50 Prize Draw for

Short Wave League Rallying

The International Short Wave League (ISWL) have informed the 'Newsdesk' that they will be attending the following rallies during 1995:

Date	Venue
28/05/95	Plymouth Amateur Radio Rally
11/06/95	Elvaston Castle Mobile Radio Rally, Derby
25/06/95	Longleat Amateur Radio Rally, Longleat
08/07/95	Cornish Amateur Radio Rally
19/08/95	Staffordshire Hamfest
20/08/95	Staffordshire Hamfest
03/09/95	T.A.R.R.G. Telford

Members of the ISWL will be on hand at the rally stands to answer questions and to enrol new members. All the ISWL guides and publications will also be available.

There has recently been a change to the ISWL Awards Manager. To obtain details or to apply for any of the ISWL Awards you should now contact **Mr Herbert Yeldham G6XOU/G-20006, ISWL Awards and Contests Manager, Belle Fleurs, Wade Reach, Walton-on-the Naze, Essex CO14 8RG.**

Take Five From Lynch

At the 1995 London Amateur Radio & Computer Show Martin Lynch G4HKS launched his unique, five year fully transferable equipment warranty. Martin's five year warranty covers all repair, replacement parts, servicing labour, collection and redelivery costs on all new equipment brought from the 'Lynch Mob'.

The G4HKS five year warranty, which is available for a nominal sum, is unique in that it is fully transferable. This means that the piece of equipment it covers can be sold or exchanged any number of times within the five years without losing the warranty cover.

Martin says "Total confidence and absolute piece of mind for everyone of my customers is what I intend. Yes, the modern designs are very reliable but the same technology can and does occasionally fail and when it does, it can mean a considerable bill for imported parts and for several hours of highly skilled labour".

Brian Greenaway G3THQ, Martin's Customer Service Manager adds "The new five year warranty is sure to set a 'benchmark' for user protection in the UK and will also give the operator the chance to upgrade their gear every five years and say goodbye to those repair bills forever!"

In addition to the new five year warranty scheme there is also a programme available to allow up to 15 months warranty on used equipment, up to eight years old. For more details you are invited to contact **Martin Lynch direct on 0181-566 1120 or leave a message on the Lynchline BBS on 0181-566 0000.**



THE MARTIN LYNCH
5 YEAR WARRANTY

Nevada News

This year's London Amateur Radio & Computer Show saw Nevada Communications launch a range of new products under the DRAE banner. Included in the range were three 'classic' power supplies and a magnetic loop antenna.

The new DRAE power supplies are British made. Nevada have told us that the three power supplies are built to the highest specification and include protection for over-voltage, over-current, short circuit and over-temperature. The power supplies are available for 24, 12 and 4 amps and are priced at £139.95, £109.95 and £29.95 respectively.

The new magnetic loop marketed under the DRAE name reportedly attracted a lot of attention at the London Show. The loop uses semi-rigid 13mm coaxial cable for the radiating element, making it flexible and therefore ideal for loft mounting or for use as a low profile antenna.

There are currently two versions of the DRAE loop available, the

ML80 and ML170. The ML80 covers the 7 - 30MHz band, is just 80mm in diameter, 1.12m high and comes complete with remote control tuning. The retail price for the ML80 is £179.95.

The ML170 provides continuous coverage from 3 to 10.3MHz, measures 1.7m in diameter and is mounted on a 1.5in diameter fibreglass pole. The ML170 costs



£199.95 and as with the ML80 is available without the tune control box should you wish to extend the antenna system for full frequency coverage.

For more information on the DRAE range of products currently stocked by Nevada you can contact them at **189 London Road, North End, Portsmouth, Hants PO2 9AE. Tel: (01705) 662145, FAX: (01705) 690626.**

Visit Jaycee In July

In recent issues of *PW*, on the Dealer Panel page the Jaycee Electronics Ltd. advert has stated that they are closed for holidays from July 16 to August 2. This was actually an error and is not the case. The *PW* team would like to apologise to Jaycee Electronics and their customers for any inconvenience or confusion caused by the error.

So, if you'd like to visit Jaycee in July or indeed at any other time why not go along to **20 Woodside Way, Glenrothes, Fife KY7 5DF** and have a look at their range of new and second-hand equipment. Alternatively give them a call on **(01592) 756962.**

Send in your news, photographs and product information to Donna Vincent G7TZB at the editorial offices in Broadstone.

Thank You Ma'am - de G3AAJ

February 14 was the day when AMSAT UK's well known joker, Ron Broadbent G3AAJ, had to be on his best behaviour! He was to be presented his MBE from The Queen. The day was clear and bright as some 25 people stood outside Buckingham palace gates to congratulate Ron and Beryl (his better half) as they floated out of the Palace entrance.

Later at a reception attended by more than 40 family and friends from AMSAT, the RSGB and amateur radio, Ron gave a light hearted account of the occasion. His next appointment may be at Newgate jail!

In his speech at the reception, Ron said the award was for Amateur

Radio in general and that he was only the holder. However, on behalf of amateur radio PW would like to say congratulations Ron. See you in 12 months for the next 'gong' up?



Beryl and Ron Broadbent cutting the cake to celebrate receiving his MBE, at the reception afterwards attended by more than 40 family and friends.

Switches, Microphones And Power Supplies

South Midlands Communications (SMC) have recently informed the 'Newsdesk' of some new products, which are currently available from their retail outlets throughout the UK.

First on the 'new' list are series of two and four-way coaxial switches. The two-way switches comprise of the CX201 and CX201N each with a manufacturer's specification of d.c. to 1GHz frequency coverage, 2.5kW p.e.p. rating and an insertion loss of 0.5dB.

The CX201 has standard SO239 sockets whereas the CX201N features 'N' type sockets. Retail prices are £18.50 and £19.95 respectively.

The CX401 and CX401N are the four-way versions with a

manufacturer's specification of 0-500MHz, 2.5kW p.e.p. rating and 1kW c.w. The CX401 has the SO239 sockets with built-in lightning protection and costs £37.50. The CX401N has 'N' type sockets and is available for £39.95 (all prices include VAT).


Secondly there are two new speaker microphones available in the shape of the MS107 and the MS102. The MS107 is a mini speaker microphone which matches the Rexon RL102/402, is suitable for use with Yeasu and Icom transceivers and costs just £12.95. The MS102 is very similar in appearance to the Yaesu MH12A2B and retails for £19.95.

The final new product from SMC is the EP-



920 power supply unit which offers a maximum current output of 20A and has an adjustable output of 3 - 15V d.c. It also features a built-in ammeter and voltmeter, a thermostatically controlled cooling fan and measures 150 x 145 x 300mm. The price of the EP-20 is £79.95.

For more information on any of the products mentioned here contact **South Midlands Communications, S. M. House, School Close, Chandlers Ford Industrial Estate, Eastleigh, Hants SO5 3BY. Tel: (01703) 251549/255111.**



Alinco Additions

Waters & Stanton Electronics, in addition to their normal stand at the London Amateur Radio & Computer Show, had a stand devoted entirely to the Alinco range of radio products.

Alinco have recently added a new 144MHz f.m. transceiver to their range in the shape of the DR-150E. The DR-150E is a 50W transceiver featuring a 7-channel panoramic display to allow the operator to monitor adjacent frequencies. There is also extended receive coverage of the 430MHz band and a separate connection for packet radio with its built-in interface which offers 1200 and 9600bps.


With a retail price of £349, the DR-150E is described as a low cost mobile transceiver offering one of the most comprehensive package sever presented to the radio amateur.

Also on show was the first sample of the new Alinco DX-70 50MHz h.f. mobile transceiver. The DX-70 is

claimed by the manufacturers to be the smallest all-band amateur radio h.f. transceiver, even though it's only a few millimetres smaller than the Kenwood TS-50.

The Alinco DX-70 features a detachable front panel, covers u.s.b., l.s.b., c.w., f.m. and a.m. modes. It also offers wide receive coverage from 150kHz to 30MHz plus 50 - 54MHz.

The price for the DX-70 has not yet been fixed and Waters & Stanton tell us that they expect the first shipment sometime in May. So, watch this space for more details!



Jeff Stanton G6XYU pictured with the DX-70 in front of the stand devoted entirely to the Alinco range of products at the recent London Amateur Radio & Computer Show.

Independent Group

The QL Independent User Group or QUANTA are currently the largest computer club in Europe with an international membership. The group has been running for 11 years, is run by amateurs and is solely for amateurs with no commercial spin off.

Members of QUANTA receive a monthly newsletter and have access to a free library of 70 disks. There are workshops and sub-groups throughout the UK, Europe and America.

If you'd like more information or details of membership you're invited to contact Bill Newell on (01268) 754407.

FOR THE BEST DEALS ARO



Kenwood's No.1 DEALER

UK's Best Selling Dual Band Handheld

OUR PRICE

£389.95

(Rx available 108-180/400-512/850-950MHz)

TH-28E.....2m	HANDY £299
TH-42.....70cm	HANDY £269
TH-22E.....2m	HANDY £239



Kenwood's Mobiles TM-733E

Dual band transceiver with quick release remote head + ext receive (AS TH-79E)

~~£729~~

ALWAYS CHEAPER

TM-255E.....2m ALL MODE	£899
TM-455E.....70cm ALL MODE	£999
TM-251E.....2m MOBILE	£389
TM-451E.....70cm MOBILE	£429
TM742E.....TRI BAND	£829

Kenwood's HF



EX DEMO TS-850 SAT

DE-LUXE H.F. ONE ONLY TRANSCEIVER WITH ATU

~~£1849~~ OUR PRICE **£1599**

TS-950SDX	£3799	£PHONE
TS-850S	£1699	£PHONE
TS-450SAT	£1549	£PHONE
TS-450S	£1399	£PHONE
TS-690S	HF with 6m	£1549 £PHONE
TS-50S	Mobile	£999 £PHONE
AT-50	ATU for TS-50	£299 £PHONE

YAESU

FT-840



UK's best selling HF transceiver.

~~£899~~

SPECIAL OFFER

OUR PRICE **£CENSORED**

FT-1000	£3699	£PHONE
FL-7000	500W linear amp	£PHONE
FT-650	£1499	£PHONE
FT-900AT	£1549	£PHONE
FT-990DC	£1099	£PHONE

YAESU MOBILES TRANSCEIVER

FT-2500M

Rugged built 50W mobile

~~£899~~ OUR PRICE

£SPECIAL

FT-290R11	2m all Mode	£539 £PHONE
FT-690R11	6m all mode	£539 £PHONE
FT-5200	£679	£PHONE
FT-5100	£629	£PHONE
FT-2200	£379	£PHONE

YAESU HANDHELDS

FT-51R	£499	£PHONE
FT-11R	£289	£259
FT-41R	£389	£PHONE



ALINCO PRODUCTS

DJ-180

(Inc NICADS & CHARGER)

2M HANDHELD	£199 OUR PRICE	£179
DJ-480	70cm HANDY	£239 £219
DJ-580	DUAL BAND	£389 £349
DR-130	2m MOBILE	£369 £279
DR-M06SX	6m MOBILE	£299 £269
DR-599	DUAL BAND	£599 £549


NEW HF ALINCO AVAILABLE SOON

ICOM NEW MODELS NOW IN STOCK

IC-71A	2M, 70cms H/Held	£489 £449
IC-A1E	2M/70/23cms	£759 £659
IC-2000	New 50W Mobile	£349 £315
IC-2340H	2/70 Mobile	£689 £589
IC-2700H	2/70 Mobile	£829 £725
R-7100DC	25-2GHz	£1385 £1249
IC-738	HF-New	£1549 £1339
IC-736	HF+6M	£1849 £1549

VC-300DLP

300W ATU with Built in dummy load.



WE'VE SOLD HUNDREDS

OUR PRICE **£129.95** £13 P&P

NEW VC-300M 300w ATU £89.95

P-2512

25-30 amp P.S.U. Dual meter. Variable volts. High voltage protection

OUR PRICE

£89.95



NEW

NB-30W

2m H/Held amp (1 1/2-5W input-30W o/p) 13.8V

OUR PRICE **£44.95**



£2 P&P

TSA-6601

Pocket VHF/UHF SWR/PWR meter. 144-440MHz (60W)

OUR PRICE **£34.95**



£1 P&P

MS-107



Miniature Spkr. Microphone with P.T.T LED indicator. Suits: Icom/Alinco/Yaesu

OUR PRICE **£14.95** £1 POST & PACKING

Coax switches

CX-401 4Way (SO-239) (1kW)	£39.95
CX-401N 4Way (N type) (1kW)	£49.95
CX-201 2Way (SO-239)	£16.95
CX-201N 2Way (N type).	£21.95

£2.00 P+P ON SWITCHES

SECONDHAND BARGAINS



YAESU FT990DC

AS NEW

£1599

IC-735	AS NEW	£699
TS-530SP	VGC	£499
FT-ONE	VGC	£899
FT-102	AS NEW	£549
FT-101ZD	VGC	£429
FC-107	ATU (250w)	£199
FC-757 AT	AS NEW	£279
PK-232MBX	VGC	£259



KENWOOD TH-78E

AS NEW **£349**

TH-215E	VGC	£199
DJ-500	WITH MICROPHONE & CASE	£249
IC-25RE	AS NEW	£299
TH-79E	AS NEW	£369
TH-28E	AS NEW	£239
ALINCO DR-112E	AS NEW	£229
FT-290R	ALL MODE	£299
TM-742E	EX DEMO	£629

HAYDON COMMUNICATIONS

TUNE IN FOR THE BEST PRICES!

UND CALL 0181-951 5781/2

BASE & MOBILE ANTENNAS TO SUIT YOUR POCKET

STAR BUY DB-7900

THIS IS ONE OF THE BEST MOBILE 2M/70CM DUAL BAND ANTENNAS. MONEY CAN BUY. SINCE THE ANTENNA EMPLOYS A "RADIOLESS STRUCTURE" ON BOTH 2M & 70CM'S, IT WORKS VERY WELL AT VIRTUALLY ANY PLACE ON THE CAR BODY WITHOUT AFFECTING ITS VSWR. (IT CAN EVEN BE USED HOME BASE!). IT HAS A HIGH PERFORMANCE "C-LOADED" STRUCTURE ALONG WITH A 24K GOLD PLATED CENTRE CONDUCTOR ON ITS CONNECTOR AT THE ANTENNA BASE. GAIN:- 5.00dB (144MHz). Type:- 7/8 WAVE DOUBLE C-LOAD RADIOLESS (144MHz). 7.6dB (430MHz) TYPE:- 5/8 WAVE THREE ELEMENTS C-LOAD RADIOLESS (430MHz) PWR Rating:-150W max. Length:-1.58m (62.2") **PRICE £49.99**

TAIWAN SERENE BASE ANTENNAS

			EQUIVALENT BRANDED PRICE	TS PRICE
TSB-3315	GF	144/70, 8.5/11.9dB (5.4m)	£189.95	£129.95
TSB-3301	GF	144/70, 6.5/9dB (3m)	£129.95	£79.95
TSB-3302	GF	144/70, 4.5/7.2dB (1.7m)	£89.95	£64.95
TSB-3303	GF	144/70, 3/6dB (1.1m)	£59.95	£44.95
TSB-3002	AL	144MHz, 6.5dB (2.8m)	£49.95	£39.95
TSB-3001	AL	144MHz, 3.4dB (1.4m)	£39.95	£29.95
V-2000	GF	6m/2m/70cms, 2.1/6.2/8.4dB (2.5m)	£129.95	£114.95
GP-15N	GF	6m/2m/70cms, 3/6.2/8.6dB (2.4m)	£129.95	£124.95

FREE carriage this month on any base antenna!!

ACCESSORIES P&P £1.00 on the following

TSB-3303	TSA-6001N Duplexer (+Coax) 2/70	£24.95
	TSA-6003 Duplexer (Sockets) 2/70	£19.95

HIGH QUALITY MOBILE ANTENNAS

DB-7900	144/70 cms, (5/7.6dBs) (1.5m)	£49.99
DB-1208	144/70 cms, 3.5 /6dB (1m)	£32.95
DB-770M	144/70 cms, 3 /5.5dB (1m)	£26.95
DB-122	144/70 cms, 3.5 /5.5dB (1m)	£26.95
DB-1304	144/70 cms, 2.15/3.8dB (.41cms)	£22.95
DB-1209	144MHz, 5.2dB (1.6m)	£39.95
DB-EL2E	144MHz, 8ths, 4.5dB (1.8m)	£29.95
DB-285	144MHz, 8ths, 3.4dB (1.3m)	£15.95

P&P on above £3.00

ACCESSORIES P&P £2.50 on the following

MT-3303	Trunk Mnt + 5M Coax	Top Quality	£19.95
MT-1301	H/Duty Mag Mnt + Coax	Top Quality	£24.95
MT-3302	H/Duty Hatch/Trunk Mnt	Top Quality	£24.95

IMPORTANT WARNING

Don't pay through the nose for "named branded antennas". All our antennas are direct from manufacturers and represent a saving of up to 50% on the branded versions. We know they're the best there is - but if you are in doubt check it out on 'packet radio' or your local repeater and ask one of the many hundreds of customers who already have one in use

THE SCANNER SPECIALISTS

THE ULTIMATE RANGE AOR AR-2700

H/held scanner covers 500kHz-1300 MHz
Incl's NICADS & Charger £289



INTRO OFFER £249


AR 8000 HANDHELD	£449	£389
AR 3000A	£349	£339
AR 3000 (PLUS)	£349	£339
SDU 5000	£699	£639

SCANNING ACCESSORIES

P&P £1 on any of the following:

OP-51	Case (7100)	£17.95
OP-50	Case (7000)	£17.95
CA-8000	Case (8000)	£17.95
CA-7200	Case for PRO 43/44	£14.99
QS-200	Air vent mount H/helds	£9.99
QS-300	Desk mount H/helds	£19.99
NE-1023	Scanner ant (rubber)	£8.99
NE-1012	Scanner ant (black telescopic)	£9.99
TSC-2602	Scanner ant (rubber)	£22.95
ABF-125	AOR airband filter	£24.50
S.W.F.H.	S.W. guide lists everything from 0-30MHz	£12.95
	Long wire kit (P&P £3.00)	£24.95
L.W.K.	Scanner Pre-Amp	£74.95
SP-55	Pre-Amp + speaker	£29.95
PA-600	Kenwood deluxe H/phones	£49.95
HS-5	Kenwood lightweight H/phones	£32.95
HS-6		

STAR BUY NETSET PRO-44



Listen to aircraft, Ham, Marine and much more with this superb scanner. Covers 66-88/108-174/380-512MHz.

~~£149.95~~ **£114.95**

PRO-2035



1000 Memory base station scanning receiver Covers 25-520/760-1300MHz

~~£349~~ **OUR PRICE £289**

YUPITERU'S TOP UK DEALER

MVT-7000

Handheld scanner covers 8-1300 MHz incl NICADS & Charger

~~£289~~ **OUR PRICE £269**

MVT-7100	£289	£PHONE
MVT-8000	£449	£325
MVT-225	£249	£229
MVT-125	£189	£169



AEA PRODUCTS PK-232 MBX

Tried and tested & still Number one

OUR PRICE £299

PK-900-DELUXE Multi terminal (9600 Board)

OUR PRICE £459

PK-12-A VHF T.N.C that offers outstanding value for money **OUR PRICE £119**

AUDIO FILTERS

TIMEWAVE DSP-9 PLUS

TOP RATED DIGITAL AUDIO/DATA FILTER

OUR PRICE £229

DATONG FL-3

An old favourite that still offers top performance

OUR PRICE £134.95

MFJ-784

Great performer **OUR PRICE £229**

OPT-3300

The latest mini freq finder from Optoelectronics (smaller than a pack of cigarettes). Inc. Nicads/Charger/Ant. (1MHz-2.8GHz).

***£169.95 OUR PRICE £139.95**



* Prices based on R.R.P. NB: ALL PRICES INCLUDE VAT

★ Outside office hours 01850 586313 ★ Mail Order: Same Day Despatch ★

Sales/service:- (Phone/Fax) - **0181-951 5781/2**

132 High Street, Edware, Middlesex HA8 7EL

Close to Edware underground station (Northern Line). Close to M1, M25, A406.

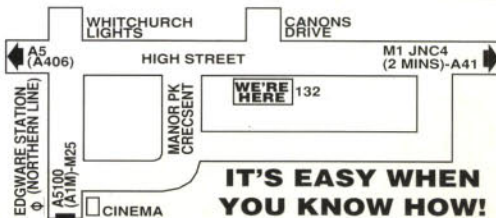
★ FREE PARKING ★



★ OPEN:-
MON-FRI 10-6PM
SAT 10-5PM



DELIVERY (UK MAINLAND) 24HR £10 / 48hr £7.50



IT'S EASY WHEN YOU KNOW HOW!

Elaine Richards G4LFM looks at your letters, has news of International Marconi Day and has a Maplin clock/timer for you to win in an easier to enter competition.

NOVICE Natter

For Radio Beginners of all Ages.

Elaine Richards G4LFM, PO Box 1863,
Ringwood, Hants BH24 3XD.

Readers' Letters


Ken Mallett G2AXU has written with another soldering tip following the piece about safety in May. He keeps a small aerosol of Burneze next to the soldering iron. Apparently, it doesn't stop the swearing, but it does ease the pain! Also Acriflex cream is quite good, but not so convenient to use.

If you've got any tips you have picked up over the years how about passing them on to the newcomers? Drop me a line.

Tony Mansfield 2E0AIR has been a Novice licensee since August 1994. Since then he has made some 667 contacts on 3.5MHz using c.w., 72 of these were with G3 callsigns and 62 with G4 callsigns, even 6 with G2 callsigns. He has received kindness, help and encouragement from all those he's contacted.

Many have even taken the trouble to write a letter to send with their QSL card. This is encouraging to hear, as this is what amateur radio is supposed to be about, everyone helping and supporting one another.

It's good to hear this sort of story for a change. Thanks Tony for the information.



Different Opinion

Someone has disagreed with my view, published in the Feb '95 PW, on the *Seek You* CD (I was fairly sure someone would!).

A FAX got sent to the PW offices with details of a review that appeared in QST (an American amateur Radio publication). It was written by a part-time brass musician **Al Brogdon K3KMO** who plays Dixieland jazz.

Al says "...the lyrics, the tunes, the arrangements and the musicianship knocked my socks off! The album has the authentic Nashville sound, with top-notch studio musicians....This album will bring a tear to your eye on those lonely drink-alone evenings, and it will make you laugh at your ham-radio self during happier times...."

So, probably the best advice is if you're interested in *Seek You*, try and get to one of the larger radio rallies, as that's where I've heard it played. Have a listen for yourself and decide whether you like it or not.

Another Elmer Nominee

Bill Cross G0ELZ has been nominated for the Elmer Award by W. G. Andrews G3DVW. On five evenings a week, Bill sends out Morse practice from his home station with speeds from first learning to test speed. All this is despite being permanently disabled following a motor cycle accident.

Four new callsigns have burst onto the air following Bill's help: G0TPJ, G0UGQ, G0VLL and G0ULP (and they passed first time). There are now four new potential Class A licensee in the wings practising hard with Bill - G7LPJ, GW7PDC, G1HSC and G7PED.

Thanks for the nomination. If anyone else has someone they think should be nominated for their help in starting amateurs on the road to their hobby, drop me a line with the details. Prizes will be awarded around October.

Citizens' Band

I've had a couple of good letters about CB and CB rigs, but space has run out on me (again). I'll make sure these get included next month as the first item. Keep writing!

Time Check

When you are first starting out in radio, time can be a tricky problem. I don't mean trying to find enough time to do all the things we want to - although that is difficult. I mean deciding what time to put in your log and on the QSL card.

In radio, everyone uses Universal Co-ordinated Time (UTC), which is basically the same as Greenwich Mean Time (GMT). That's all well and good, but when we're in the summer months, the UK changes to British Summer Time (BST). So, looking at your watch isn't any



International Marconi Day

The International Marconi Day is held every year on the third Saturday in April to commemorate Guglielmo Marconi, who was born on 25 April 1874. So, this year the date to make a note of is April 22. Keep a listen out on the air for any of the 25 special stations that are set up from places that were of special importance in Marconi's career.

One of the Marconi Day stations is going to be **OE1M** and it will be on the air for 24 hours on April 22 using s.s.b., c.w. and amateur radio satellites. It will be run by Radio Austria International (ORF).

The ORF station will also broadcast special programmes devoted to the International Marconi Day. Each QSO or accurate reception report of OE1M and a Radio Austria International broadcast will be confirmed by a special QSL card.

Frequencies to try are: **OE1M** (s.s.b.): 3.77, 7.07, 14.17, 21.17 and 28.47MHz. Via OSCAR 13 (approximately 0500-1220) and OSCAR 10 (1300-1500): 145.89MHz. **Radio Austria International** 5.945, 6.015 (0500-0700 via Sackville, Canada), 6.155 (0400-2300), 9.655, 9.87, 9.88, 11.78, 13.73 (0000-2400), 15.41, 15.45 and 17.87MHz.

The QSL address is: **Radio Austria International, A-1136, Vienna, Austria.**

Special event stations like OE1M are a good way for beginners, whether a Novice or not, to get their QSL collection off to a flying start. Fortunately, special event stations run by large organisations usually send their cards quickly and it's very encouraging to get a few cards to look at.

It also gives you something to show the family why you spend hours glued to the radio! Happy listening.

good, you have to convert to UTC.

Obviously, the easiest way is to have a dedicated clock set to UTC and leave it by your radio and here is what prompted this. I've recently seen a press release from **Maplin Electronics** of 274-288, London Road, Hadleigh, Benfleet, Essex SS7 2DE with details of their Multipurpose l.c.d. clock and timer, costing around £12.99.

The Maplin clock timer has a dual time-zone facility so you can set it to UTC and put BST in the second zone for when you need it. It also has several timing functions that you may find useful.

Now, I've four of the clock timers to give away as prizes. They'll go to the first four correct answers, to the questions below, pulled out of my coffee jar.

Q1: When did UTC replace GMT as the official designation of time measurement? Was it 1900, 1928 or 1955?

Q2: How many hours in front of UTC is Wellington in New Zealand? Is it +12, +10 or +13?

Send your answers to the address at the head of this column and if you are one of the winners, your prize will be sent to you. The closing date for entries is May 19. You can, of course, enclose a letter telling me what you've achieved recently or anything else too!



First Steps

A Licence, A Callsign, A Rig - Now What?

So, the postman has delivered the all-important piece of paper and you now have a licence and callsign. You've even got yourself a rig but now what?

Well, you just switch the rig on and start talking to the world don't you? For most of us it's not as easy as that. It's quite a long time now since I first went on the air but I can remember it still quite clearly.

I was very nervous and didn't want to make a mistake, I didn't want to make a fool of myself either. I also felt a right idiot sat in my bed sitting chatting to myself - well that's what it felt like.

I was used to not hearing a great deal of chatting once I got home (same as most who live on their own) and it felt very odd holding a conversation with something the size of a house brick! Still, I was very lucky and met some very nice people on the air in the first few weeks of getting my licence and they made it very easy for me to get into the hobby quickly.

So, what's the best way of getting your first contact? Well, the easiest way is to make arrangements with a friend and so you do at least speak to someone you know on a pre-arranged frequency. This at least gets you the first entry in your log book.

Another gentle way in is to find another conversation that sounds interesting, wait until the people involved are winding up the chat and then call one of them to see if they can spare a little time to talk to you. This can often work well as you can pick people who have spoken previously about something that interests you.

But what about the first CQ (general) call? Use a band plan or repeater card to make sure you are transmitting on the correct frequency or portion of the band. Locate the calling channel and listen -

in fact, I would suggest you listen for a little while just to see who is about at that time.

If all is quiet then put out your first CQ call, everyone has their own favourite way of phrasing it, but something like, 'CQ. CQ. CQ this is G4LFM Golf Four Lima Foxtrot Mike G4LFM listening for any call' would suffice. Then sit and listen for any replies.

Do tell people that this is your first, second or one of your first calls, then usually they will become very understanding and will guide you through your first few days as a transmitting amateur.

Now for a few don'ts. Personally I wouldn't recommend an audience for the first few calls, if you make a mistake that only makes it worse and can get you flustered.

Don't just switch on your rig, select a frequency and start talking. No-one likes being rudely interrupted.

Don't join another conversation without being invited, it's just bad manners. In a pause between 'overs', announce your presence and then wait to be asked to join in. If those talking won't let you in, then their conversation isn't interesting enough to want to join!

Finally, above all, stay calm. It is a hobby and your whole life won't crumble if you make a few mistakes in the early days. Don't let your mistakes become bad habits and you'll soon get to know the regulars, perhaps on the local repeater. Before you know it you'll be the old hand talking to the 'new boys' with their brand new callsigns.

Until next time, keep 'Nattering' and don't forget I'm always interested in your suggestions and ideas for this column.

Elaine G4LFM

*PRACTICAL WIRELESS & SHORT WAVE MAGAZINE IN ATTENDANCE

April 15: The Spring All Micro Show, Radio Rally & Electronics Fair is being held at Bingley Hall, Staffordshire Showground, Weston Road, Stafford (A518 Stafford-Uttoxeter Road), signposted from Junction 14 on M6. Admission for adults £2.50, children under 14, 50p, concessions - OAPs, RSGB members, student card, UB40, £1.50. The organisers are as usual supporting local charity stalls, and there's free parking and a licensed bar from 11am. There will also be refreshments, meals and a cafeteria. For further details contact **Sharward Promotions, Upland Centre, 2 Upland Road, Ipswich IP4 5BT. Tel: (01473) 272002 or FAX: (01473) 272008.**

April 16: The Cambridgeshire Repeater Group Amateur Radio Rally is being held at Philips Telecom - Catering Centre, St. Andrews Road, Chesterton, Cambridge. Doors open at 10.30am. There will be trade stalls, Bring & Buy and much more. Further information can be obtained from **Darren Slater G1ERM on (01223) 60601** evenings.

April 22: International Marconi Day special exhibition station at the Puckpool Park Wireless Museum, Seaview, Isle of Wight. Further information from **Douglas G3KPO. (01983) 567665.**

April 23: The Bury Radio Society will be holding their annual rally at the Castle Leisure Centre, Bolton St, Bury. Doors open at 11am (10.30am for disabled visitors). There will be a Bring & Buy, a bar and refreshments. Talk-in on S22. Further details are available from **G4KLT on 0161-762 9308.**

April 23: Lough Erne Amateur Radio Club are holding their 14th mobile rally in the Killyhelvin Hotel, Enniskillen. All radio amateurs and those interested in Electronics

RADIO Diary

If you're travelling a long distance to a rally, it could be worth 'phoning the contact number to check all is well, before setting off.

The Editorial staff of PW cannot be held responsible for information on Rallies, as this is supplied by the organisers and is published in good faith as a service to readers.

If you have any queries about a particular event, please contact the organisers direct.

and Computing are cordially invited to the rally. The usual traders will be attending and there's also a Bring & Buy. Door tickets will be included in the raffle for worthwhile prizes. For more details contact **Fred G14PCY on (01365) 324993.**

April 23: Swansea Amateur Radio Society are holding their Amateur Radio & Computer Show in the Swansea Leisure Centre, which is located on the A4067 Swansea-Mumbles coast road. Doors open at 10.30am. There will be trade stands, a Bring & Buy, operational h.f. and v.h.f. stations, S22 talk-in using GB2SWR plus full catering. **Roger GW4HSH on (01792) 404422.**

May 6: The Dartmoor Radio Rally is being held at Yelverton Memorial Village Hall, Meavy Lane, Yelverton, Devon. Doors open at 10.30am. There is enough parking for 600 cars with access for disabled visitors. There is also a playground for children, trade stands, a Bring &

Buy and refreshments, etc. Talk-in on S22. For further details contact **Ron on (01822) 852586.**

May 14: The Dunstable Downs Radio Club are holding their 12th Annual National Amateur Radio Car Boot Sale at Stockwood Country Park, Luton, Nr. Jn. 10 M1. Doors open 10am until 5pm. Talk-in on 144MHz. Attractions include open day, environmental exhibits, side stalls, and free entry to the Mossman collection of horse drawn vehicles, craft museum, train and carriage rides plus much, much more. **Ken Brewer on (01582) 451057.**

May 14: The Drayton Manor Radio and Computer Rally is to be held at Drayon Manor Park Zoo, Pazyly, Tamworth, Staffs on the A4091. The main traders will be in four marquees. There will be an outside flea market, large Bring & Buy stall, local clubs and special interest stands. Doors open at 10.30am. Make it a day out for all the family. **Norman G8BHE 0121-422 9787 or Peter G6DRN 0121-443 1189** evenings please.

May 20: The Ipswich Computer Show is being held at Willis Corroon Sports & Social Club, The Street, Rushmere St Andrew, Ipswich. Entry fee for adults is £1.50 on the day. Children under 14, OAPs, UB40 and wheelchair users only 50p. Doors open 10am to 4pm. Free parking. **Sharward Promotions on (01473) 272002 or FAX: (01473) 272008.**

May 21: The 11th Yeovil QRP & Construction Convention is being held at the Preston School/Centre, Monks Dale, Yeovil, Somerset. Doors open at 9am. Admission is £1.75. There is a free car park and refreshments all day. The convention will be preceded by a Morse Fun-run on each evening from Tuesday 9 to Friday 12 May. Further details can be obtained from **G3CQR, QTHR. (01935) 813054.**

President Visits

The Hoddesdon Radio Club are very much looking forward to the visit of the RSGB President, Clive Trotman GW4YKL, on April 13. Meetings are held at the Conservative Club, Rye Road, Hoddesdon, Herts from 8pm.

Now in its third year, the Hoddesdon Radio Club continues to increase its membership and caters for all aspects of radio. The club especially encourages wives, girlfriends, etc., hence the talk this month is 'Orchids of the World' by Frank G0KUQ.

Yeovil VE Day

The Yeovil Amateur Radio Club will be staging a display of Vintage and Second World War radio equipment and operating a Special Event Station to celebrate the 50th anniversary of Victory Europe (VE) Day on Monday May 8 1995.

The event will be in collaboration with Yeovil District Council, who plan to stage a whole day of celebration and thanksgiving. The day will start with religious services in the morning, through to firework displays and dancing to Glen Miller style music in the evening.

The Yeovil ARC will be holding the usual annual series of classes, in preparation for the December Radio Amateurs Examination.

Enrolment night for the courses will be on Thursday May 11 at 7.30pm or any time up until 10pm. The 11th Annual QRP Convention will take place on Sunday May 21. Doors open at 9.30am at the usual venue which is at The Preston Centre, Preston Road, Yeovil.

Later on in the year on July 30, there is a BBQ and Fun Day For All at the QTH of Tim Walford G3PCJ (Upton Bridge Farm, Long Sutton, Langport, Somerset). Tim G3PCJ hosted a similar event last year, when a good time was had by all, despite the weather! All radio clubs within easy reach are cordially invited. Bring your rigs or just come and meet up with friends.

Further details of the above activities can be obtained from **Cedric White, QTHR** or by telephoning **(01258) 473845**.

CLUB Spotlight

Send your information to the 'Club Spotlight' newshounds Donna Vincent G7TZB and Zoë Shortland at the PW Offices.

*Your page - your story!
The local Amateur Radio Club is seen by many as being the 'backbone' of our hobby. There are some interesting stories to be told. So, let's hear about your Club history, share the information and you'll probably recruit new members at the same time! Editor.*

Members Unite

The members of the **North Ferriby United ARS (NFUARS)** recently competed for the G3YCC Award, which on this occasion, was for having QSOs on 144 and 430MHz. **Ken G4VKK** won the award, for the second time, in the most recent competition.

Michael 2EOAHY was presented with a special certificate, signed by the committee, commemorating being the first Novice licensed member of NFUARS. Michael, aged nine, passed his Morse test at seven and enjoys c.w. contacts on the bands, encouraged by his father, **Mike G4VHM**.

If you would like to get involved with the North Ferriby United ARS, you can contact the club's Chairman, **Mr F. W. Lee G3YCC**.



Members of the NFUARS (L to R): Malcom G4XWA (Club Vice Chairman), Frank G3YCC (Chairman), Ken G4VKK and at the front, Michael 2EOAHY.

Established Warrington

The Warrington Amateur Radio Club is a long established club with about 50 members. Meetings at the Grappenhall Community Centre, Bellhouse Lane, Grappenhall, Warrington are held on Tuesday evenings at 8pm. Radio Amateurs Examination (RAE) courses and Morse practice sessions are also available at this location.

Talks are often arranged, covering subjects such as technical topics, operational issues and general interest. The

Warrington ARC also take part in outside events including an annual Fox Hunt.

Throughout the year there are a number of social occasions, and at all times, the Warrington ARC aim to promote a friendly and co-operative atmosphere for members to meet and exchange information and discuss any problems.

Further details can be obtained from the Secretary **John Riley G0RPG** on **(01925) 762722**.

Braintree On The Ball

The Braintree & District Amateur Radio Society

meet on the 1st and 3rd Mondays of the month at The Clubhouse, Braintree Hockey Club, Church Street, Bocking. Doors open from 7.30pm for an 8pm start to the meeting.

Prior to 8pm, and during the refreshment break, members have the opportunity to sell or exchange equipment, etc. Meetings normally end at around 10pm.

The Club Membership fee is £12.50 annually. Senior (retirement age) and Junior (under 18) members pay a reduced club subscription of £6.25. Door fees are payable per meeting. Rates are 60p for members, 30p for juniors and senior members, and 80p for visitors. However, the fees for visitors under 18 and in full-time education is only 40p.

A Club Net is operated on 144MHz on the 2nd and 4th Mondays (excluding Bank Holidays) under the call signs G6BRH and G4JXG. The net commences at 2000 clocktime on S15 - 145.375MHz, unless QRM.

The Braintree & DARS also produce a magazine **BARSCOM** which is issued free to members, usually at the first meeting of the month.

To find out more you can get in touch with the club's Secretary **John Button G1WQQ** on **(01787) 460947**.

Official Opening

The Pontefract & District Amateur Radio Society opened their new shack back in December 1994. The Rev. George Dobbs, accompanied by his wife, performed the official opening. Also in attendance were Mr & Mrs Peter Sheppard the RSGB zonal council member for the North of England. About 30 club members and friends attended, and enjoyed plenty of good food and a friendly atmosphere.

The other highlight of the day was a presentation ceremony to honour long serving members: **Brian Booth G3SYC, Niall Whittingham G4ISU and Walter Farrar G3ESP**. They each received a long service certificate presented to them by the Rev. George Dobbs.

The new shack was built entirely by club members, and was paid for with the money raised by them. For more information on The Pontefract & DARS you can contact **Colin B. Wilkinson** on (01977) 677006.



Top: Grand opening of the new shack. (L to R) Colin Wilkinson G0NQE and Rev. George Dobbs G3RJC.

Bottom: Recipients of the long service award (L to R) Walter Farrar G3ESP, Brian Booth G3SYC and Niall Whittingham G4ISU.



Callsign Allocated

Do you remember reading in the March Issue of *PW* the story on the Liberation of Guernsey? Well, 'Club Spotlight' has recently received good news that the **Guernsey Amateur Radio Society** have now been allocated a callsign, which is **GB50LIB**.

Want to know more about the special event station in connection with the 50th anniversary of the Liberation of Guernsey? Then why not contact **Phil Cooper GU0SUP** on (01481) 700700.

International Marconi Day - April 22 1995

The first **International Marconi Day** event run by the **Cornish Radio Amateur Club** took place in April 1988 and since then has made great strides, going from strength to strength. The 6th International Marconi Day event in 1993 had some 25 participating stations from all around the world.

In 1994, the number increased to 36 and some 260 awards were claimed. If all groups expected to take part in 1995 confirm, the total will rise to 46 stations.

Originally, the Cornish Radio Amateur Club decided to limit the total number of International Marconi Day stations to a maximum of 30, but with numerous approaches from other groups wishing to join, they have relented. Although the organisational workload will increase somewhat, the club feel they will be able to cope (Good luck to them! *PW*).

To date, the Cornish Radio Amateur Club have issued in excess of 800 of their special award certificates, which are of high quality and well worth anyone's efforts to earn. The required standard for the April 22 event is to work 12 of the participating stations. Alternatively an award is offered to the short wave listener (s.w.l.) for logging 12 of the International Marconi Day stations.

Operation will take part for

the 24hr period from 000/2359UTC on Saturday April 22 1995. The main mode of operation will be on s.s.b. on all h.f. bands with periods of c.w. or digital modes of communicating being actively encouraged.

For the transmitting station claimant, the cost for the award is £3.50 (UK), \$10 (US) or 12 IRCs. For this you require contacts with a minimum of 12 of the participating stations working two-way on any mode employed. Only one contact with each participant will count towards the award, so a contact on two bands or on two different modes will count only as one contact.

For the s.w.l., the award costs are £3.50 (UK), \$10 (US) or 12 IRCs. For this award you are required to have logged 12 two-way QSOs and provide a full extract from your listeners log.



Mixed modes and bands are allowed, but each callsign will be counted just once towards the minimum of the 12 required.

All award claims should be made in writing giving a full extract of log entries to: **Sue Thomas G0PGX, Cornish Radio Amateur Club, IMD Awards Manager, PO Box 100, Truro, Cornwall TR1 1RX.**

The listeners award is open to all, so if you only manage to

have a QSO with 10 International Marconi Day stations, but hear QSOs for at least two more, then you will be eligible to claim the award as a listener.

The Radio Society of Great Britain will be running an official International Marconi Day Station (callsign to be confirmed) in tandem with the Annual Open Day at Lambda House, the RSGB HQ.

The stations to listen out for on April 22nd 1995 are as shown in the table below.

The entries marked * have not yet confirmed their participation to the Cornish Radio Amateur Club, although they are expected to be on the air on International Marconi Day on April 22nd 1995, the eighth event - so don't forget it!

CT1TGM
EI2IMD
EI4IMD
EI5IMD
GB0IMD
GB0MWT
GB2GM
GB2MDI
GB2SFL
GB4JAM
GB4MDI
IY0GA
IY0ORP
IY1TTM
IY1MR
KK6H/IMD
PQ1MD
PS1MD
PU1MD
PW1MD
ZW1TTO
VE1IMD
VO1IMD

Coimbra, Portugal
Crookhaven, Eire*
Clifden, Galway, Eire
Cork, Eire
Alum Bay, Isle of Wight
Chelmsford
Poldhu Cove, Cornwall
Pepperbox Hill, Salisbury
South Foreland Lighthouse
Isle of Wight
Lavernock Point, S. Glamorgan
Sardinia Island*
Rocca Di Pappa, Rome*
Sestri Levante, Genova
Rapallo, Genova
Marshall, California*
Rio De Janeiro, Brazil*
Rio De Janeiro, Brazil*
Rio De Janeiro, Brazil*
Rio De Janeiro, Brazil*
Rio De Janeiro, Brazil*
Rio De Janeiro, Brazil*
Glace Bay, Nova Scotia
St Johns, Newfoundland

DA0IMD
EI3MFT
EI4JAM
ED7IMD
GB0MAR
GB1IMD
GB2IMD
GB2MID
GB4IMD
GB4MD
GB7??
I7???
IY0TCI
IY4FGM
K1VV/IMD
OE1M
PR1MD
PT1MD
PV1MD
PX1MD
ZW1USK
VK2IMD
ZS6IMD

Borkum Island
Letterfrack, Co. Galway, Eire
Whiskey Corner, Dublin*
Cadiz, S. Spain
Puckpool Pk, Isle of Wight
Leicester (Satellites)*
Rathlin Is*
Sandbanks, Poole, Dorset
Truro (the CRAC Station)
Old Carnarfon Stn., Waunfawr*
RSGB, Lambda House, Potters Bar
Caselecchio Di Reno*
Civitavecchia
Villa Grifone, Pontecchio
Cape Cod, Mass
Radio Austria Int., Vienna
Rio De Janeiro, Brazil*
Rio De Janeiro, Brazil*
Rio De Janeiro, Brazil*
Rio De Janeiro, Brazil*
Rio De Janeiro, Brazil*
Rio De Janeiro, Brazil*
Wahroonga, New S. Wales
Johannesburg, S. Africa*

01702
206835

Waters & Stanton

New Edition & Stanton Communications

NEW SUMMER EDITION OUT APRIL
More Products - More Articles - More?

In All Maplin Stores

£1.50

New Summer Radio Catalogue

It's the new SUMMER edition. The best "read" in the business. And look at the price. Get your order in today and be in touch with the "Ham Radio Pulse" — 10-day money back warranty on every item

Shop in comfort - Shop with confidence

Yaesu - Kenwood - Icom - Alinco - Diamond - MFJ
Optoelectronics - Yupiteru - ADI - Microset - ProAm
TenTec - Revex - Ramsey

Send £1.50 plus 45p p&p by cheque or in stamps, or simply phone your credit card number.

Also available from all Maplin stores.

NEW MFJ-1278 Data Controller



Why pay More?
This is the USA's best seller!

PACTOR - Colour SSTV - FAX - AMTOR - RTTY - ASCII - Navtex - CW contest keyer

We give you all you need to get started including a 12V DC supply and software. You won't find a better deal in data mode controllers. Just compare the prices. Order this month and save.

Watson Hand-made keys

These keys are hand-made and finely crafted for the CW enthusiast. No plastic is used - only natural wood, brass and alloys. Once you have experienced the silky smooth movements and balanced response, you'll never use anything else.

Watson GMI
Iambic **£49.95**

Watson GMV
Straight **£44.95**



Watson GMC
Straight
£34.95



WATSON

GM-270 2m & 70cm



£39.95

"On Glass" Aerials
The simple answer!



2m/70cm "on-glass" antenna. Offers 2.8dB gain on 2m and 6dB on 70cms. Length 26". These are the perfect answer for the modern car. Includes 17ft feeder and detachable whip for car wash. **Free Post this month**

WATSON Mobile Aerials

Low cost - high spec.

This new range of aerials offer amazing value. Stainless steel whips, foldover bases and perfect matching. Now you don't have to pay silly prices - these are the best performers we have ever stocked! Resonated for European band and designed to take the higher powered rigs.

W-285 2m 5/8th stainless steel whip
PL-259 1.32m 3.4dB 200W **£15.95**
W-770HB 2m/70cm black whip
PL-259 1.1m 3/5.5dB 200W **£24.95**



£50,000 of Surplus Stock!

The Waters & Stanton Surplus News Letter

We have always got end of lines and surplus stock items. The prices we dare not print! There's always a good selection of items, some less than cost. To get your copy just send a first-class stamp. When you place an order from the list simply deduct the stamp cost.

The bargain sheet that need cost you nothing!

YAESU FT51R YAESU FT-11R



FT-51r
£399.95

W.S.E.
SPECIAL!

Reviewed This Issue



FT-11r
£239.95

W.S.E.
SPECIAL


Beat Possible Price Increases!

DPS-2012 22 Amp PSU

Fully variable
Fully Protected

30 Amp model also available. Same design.

£119.95



£89.95

Alinco DR-599 2m/70cm Mobile



Optional extension kit £44 now **£35**

Price Down £499

Professional Headsets



£32.95

Ideal for HF and VHF operation, Contesting, etc. Superb transmitted audio quality. Supplied with FREE mic lead adaptor for Yaesu or Kenwood 8 pin sockets. (state which). Use VOX or external PTT. Now you can sit back or wander round the shack whilst talking with both hands free and no echo.

Price Crash

Only whilst stock lasts - DISCOUNTS


Model	List	Our Price
FT-1000	£3699	£2959
FT-990AC	£2299	£1849
FT-990DC	£1999	£1599
FT-900AT	£1549	£1249
FT-900	£1349	£1089
FT-840	£899	£729
FT-736R	£1789	£1439
FT-51R	£499	£399
FT-2500	£369	£295
FT-8500	£700+	£600+

Price Match
We will match our competitors' advertised prices on genuine new UK sourced stock. We give a true "on our premises" service warranty.

Similar Deals on Kenwood

Everything For The Amateur

MFJ-784 "Best DSP filter Today"



This amazing DSP filter is fully programmable with memories and features no other DSP offers. You can adjust bandwidth, upper and lower limits. Every parameter can be varied - makes the rest yesterday's models.

OPEN DAY

Sunday 21st May 10 AM

Our Usual Crazy Prices
Bargains & Service Skeletons


FREE FOOD & DRINK
145.550MHz

2M Budget Handhelds

In All Maplin Stores

ADI - from Taiwan AT-200 Handheld


A 2 metre handheld of amazing value. It's made in Taiwan by one of the largest computer manufacturers. We are one of the selected dealers



- * 144 - 146MHz Tx
- * 130 - 170MHz Rx
- * 5 Watts on 12V DC
- * 3 Power levels
- * 20 Memories
- * 6 Channel steps
- * 1750Hz Tone
- * CTCSS Option
- * 5 - 15V operation
- * Scanning / Call
- * Battery Saver
- * DTMF
- * 6 x AA dry pack

£169.95

Price Match



YAESU MASTER DEALER **KENWOOD Main Dealer**
We'll match or beat our competitors advertised prices on genuine new UK stock. Just give us a call and quote their current advert and magazine - it's that simple! As a **YAESU MASTER DEALER** we now give you **FREE 24 MONTH WARRANTY** As leading **KENWOOD** stockists we have the muscle - and that's just for starters! Remember, this may be your last chance to purchase at sensible prices - the strong **YEN** will make Prices **ROCKET!** - **PHONE NOW** - Peter Waters **G3QJV / G0PEP**

FT-990DC HF Transceiver Factory Fresh



This Month
£1599

FT736 - VHF & UHF The "Classic"



This Month
£1439



- * Dual Bander
- * 5 Watts Max.
- * Full DTMF
- * Auto Repeat
- * AM Airband Rx
- * 8 Scan Modes
- * 40 Memories
- * 6 Channel Steps
- * Triple Power Output
- * Receive to 950MHz
- * Battery Save

DJ-580E 2m/70cm




Price Down
£389



DJ-180 2m

5W "A Great little Rig"



- * 144 - 146MHz Tx
- * 130 - 170MHz Rx
- * 5 Watts on 12V DC
- * 10 Memories
- * 6 Channel steps
- * 1750Hz Tone
- * CTCSS Option
- * Scanning / Call
- * Battery Saver
- * Auto Power Off
- * 7.2V Ni-cad Pack
- * AC charger

£199.95

Listing of Stores in Alphabetical Order

Belfast	01232 683 529	Hammersmith	0181 748 0905
Birmingham	0121 348 8411	Ipswich	01473 599 0100
Bradford	01274 728 908	Manchester	
Brighton	01273 620 930	Chester Hill	0161 832 2550
Bristol	0117 923 2014	Oxford Rd	0161 236 0281
Cardiff	01222 464 554	Middlebrough	01642 242 900
Chesham	01634 818 588	Milton Keynes	01908 692 720
Coventry	01203 550 304	Northampton	01604 756 726
Dudley	01384 485 051	Nottingham	0115 941 0242
Edinburgh	0131 313 5551	Portsmouth	01705 654 411
Gateshead	0191 488 9555	Preston	01772 258 464
Glasgow	0141 353 3323	Reading	01734 566 608
Leeds	0113 244 8830	Sheffield	0114 285 5492
Leicester	0116 262 3288	Slough	01753 551 419
Liverpool	0151 230 0366	Southampton	01703 225 831
London		Southend	01702 362 000
Edgware	0181 951 0969	Stockport	0161 480 4900
Forest Hill	0181 291 9192	Stoke-on-Trent	01825 749 947

Shop and Mail Order; 22, Main Rd., Hockley, Essex. SS5 4QS Tel: (01702) 206835 Fax: 205843

VISA Branch Shop: 12, North Street, Hornchurch, Essex. RM11 1QX Tel: 01708 444765 **ACCESS**

MAIL ORDER To Hockley - 24 Hour Answerphone and Fax. Open 6 Days 9am - 5.30pm

INSPECT SPECTR

Richard Newton GORSN has tried the newly-introduced FT-51R transceiver from Yaesu and finds there's a large number of interesting facilities built-in to a small package.

The Yaesu FT-51R is a dual band transceiver covering 110-180MHz and 420-470MHz on receive and 144-148MHz and 430-450MHz on transmit. It creates an excellent first impression. The radio is supplied with a helical antenna, belt clip, and drop-in charger unit. This all goes to make up a very professional looking package.

The Yaesu FT-51R comes with an extensive handbook and a quick reference guide. The handbook I found to be confusing, poorly written and far too complicated. This is in stark contrast to the radio, which proved itself to be very pleasant and easy to use.

Smartly Finished

The Yaesu FT-51R is smartly finished in high impact plastics and metal. It's very small but maintains a good solid feel to it.

The display is large and the main function indicators are easy to read. However, the indicators for less used functions are not so easy to see.

On the top panel of the Yaesu FT-51R are the speaker/microphone sockets. The top panel is also home to the BNC antenna connector and a large rubber covered rotary knob.

The rotary knob is used to move through the v.f.o. range and memories. It's also used to toggle through various functions such as the set-up menu and CTCSS tones.

On the left side panel (as the unit faces the operator) the **p.t.t.** button can be found. This is a rubber covered push-to-make switch, and incorporated in this is a second switch that when operated transmits a constant 1750Hz tone burst.

My fear was that this would be easily pressed when not required. However, it is so positioned that this did not occur. Even with my large clumsy fingers!

The **Sub Band** button momentarily switches control from the current operating band to the

other band. For example, enabling you to lower the volume on the sub band while still transmitting on the operating band.

The power **On/Off** button is covered in vivid orange hard rubber (this is in contrast to the other controls which are all black). The power **On/Off** is also flush with the body of the radio to ensure it cannot be accidentally pushed.

All the controls on the side panel are designed so that they need gentle but positive pressure on them to switch. And in fact, I feel it unlikely they could be accidentally operated.

The front panel of the Yaesu FT-51R is home to remainder of the controls. The **Volume** and **Squelch** are controlled by the same two buttons, in a rather unusual way. They are in the form of two press buttons, one up and one down.

I also found that the **Lamp** button is well recessed. This turns on a very effective green back light that lights up the large display and all primary function and DTMF number keys.

Splendid Ergonomic Design

The splendid ergonomic design of the Yaesu FT-51R is only one of its attractions. The Yaesu FT-51R also has an advanced use of DTMF tones whereby it can send and decode short messages using the tones!

The transceiver displays the messages one at a time on the large l.c.d. display. Messages such as 'Ring me' or 'At home' can be received and held in memory. The user can then toggle through them to get a complete message such as: 'Richard - Ring-Me-At-Home-Tonight-Cheers-Clive'.

The Yaesu FT-51R also uses DTMF for the familiar paging facility. This is where you can page individuals or groups of people with equipment with the same facility.

Message And Paging

I have owned a hand-held with DTMF message and paging facilities for three years now, and as yet I have not used either in anger. However, I can see that in some circumstances both would be very useful, perhaps at a rally for bargain hunting or on a RAYNET exercise.

Nowadays CTCSS squelch control is becoming very popular due to the increased activity in some areas. Because of this, I think it's wonderful to see a hand-held that offers CTCSS encode and

decode as standard, instead of selling the latter as an optional extra. Well done Yaesu!

Spectroscope Feature

The Yaesu FT-51R also incorporates a 'Spectroscope' feature. This allows you to view activity on the channels above or below the current operating v.f.o. frequency.

With the 'Spectroscope' facility (if it's in memory mode) the transceiver will display the activity on the adjacent ascending and descending memories. This could be useful if you're monitoring local repeaters.

Another facet of the Yaesu FT-51R design that really caught my eye was the fact it will receive in amplitude modulation (a.m.) mode anywhere in its v.f.o. range. And although it's not unusual for a modern hand-held to receive the 'Air Band' in a.m., that's normally as far as a.m. coverage extends.

The Yaesu FT-51R can be toggled to a.m. reception on any frequency. I liked this because down my way there's an increasing number of people going back to a.m. on 144MHz due to the cheaply available second-hand equipment. It's terrific to be able to receive them, and if they have receive on 433MHz it's great fun to have a cross band, cross mode QSO!

The Yaesu FT-51R also has a full or semi duplex facility. When in full duplex, the radio automatically adjusts the received audio level.

The microphone is also well situated for hand portable and duplex operation in mind. It's right at the bottom of the radio, thus cutting down on feedback and making the transceiver easier to operate, as it can be held like a telephone.


On Board Help

One thing that is worth a mention is the Yaesu FT-51R on board help facility. When you select a function the radio automatically starts scrolling a user help message across the screen telling you what you should be doing. This can be disabled when you have mastered the radio or if you just like giving yourself a hard time!

Many of the functions on the Yaesu FT-51R can be customised by the user. For example, these include transmit offset, channel spacing, key bleeps, bell alerts and scan modes to name but a few.

Transmit Output

The transmit output power is also very versatile on the Yaesu FT-51R. With the supplied battery pack it can be switched between the high power



The battery pack with integral rear cover illustrating the heavily gold plated contacts.

ASCOPE with the Yaesu FT-51R

Manufacturer's Specifications

General

Frequency range (RX)	110-180MHz 420-470 MHz
Frequency range (TX)	144-146 and 430-450 MHz
Channel steps	5, 10, 12.5, 15, 20, 25, and 50kHz
Supply voltage:	4.0-12V d.c.
Current Consumption:	
	v.h.f. u.h.f.
Auto Power Off:	200uA 200uA
Stby (Saver on):	25mA 23mA (34mA dual-rx)
Stby (Saver off):	52mA 49mA (85mA dual-rx)
Tx (5w@9.6VDC):	<1.6A <1.9A
Antenna (BNC):	50Ω - YHA-55 helical supplied
Case size (WHD):	57 x 123 x 26.5 mm
Weight (approx.):	330 grams with battery pack FNB-31 and antenna

Receiver

Circuit type:	Double-conversion superheterodyne
Intermediate Frequency:	45.05MHz and 455kHz (v.h.f.) 58.525MHz and 455kHz (u.h.f.)
12-dB SINAD Sensitivity:	< 0.158 uV (v.h.f.) and < 0.180 uV (u.h.f.)
Adjacent channel selectivity	> 65 dB (v.h.f.) and > 60 dB (u.h.f.)
Intermodulation	> 65 dB (v.h.f.) and > 60dB (u.h.f.)
AF output:	0.2 W @ 8 Ohms for 10% THD

Transmitter

RF output:	With supplied battery pack.
EL:	20mW
L1:	0.5W
L2:	1.5W
L3:	2.0W (1.5W on u.h.f.)
HI:	2.0W (1.5W on u.h.f.)
Frequency Stability:	Better than ± 5 ppm
Modulation system:	Variable reactance
Maximum deviation:	±5kHz
FM noise (@ 1 kHz):	better than -40dB @ 1 kHz
Spurious emissions:	> 60 dB below carrier
Microphone type:	2kΩ condenser

setting of 2W (1.5W on u.h.f.) through 1.5W, 500mW and down to an extra low of 20mW.

It would seem that there's no provision for the Yaesu FT-51R to be operated from an external power supply. This surprised me.

You can however purchase a mobile charger that doubles as a d.c. supply and mounting cradle. Using this will give 5W out on high power. There are also different battery packs available, one of which will allow 5W output.

Liked The Transceiver

I must say that I liked the Yaesu FT-51R transceiver! I must confess however, the big selling points did not impress me that much, but the small attentions to detail did.

The small attention to details which impressed me included: The facility that can be set to enable the display light to automatically come on when a station is found in scanning mode. I also liked the neat and tidy way the


cover for the speaker/microphone folds over and the large well labelled and thoughtfully situated controls. They are all features that endear this little radio to me.

I must also congratulate Yaesu on designing a radio with a 'wide' front-end that seems to reject interference well! The supplied helical antenna also gets my vote. Although it may well be one and half times the length of the radio, it's certainly not like the 'dummy load' you often get with some radios!

The Yaesu FT-51R is a small, well built and despite its handbook, an easy to use hand-held. Its advanced features can be used or ignored depending on what your needs are.

Whatever you use the Yaesu FT-51R for, I'm sure you will not be disappointed. **My thanks for the loan of the transceiver go to Barry Cooper of Yaesu UK Ltd., Unit 2, Maple Grove Business Centre, Lawrence Road, Hounslow, Middlesex TW4 6DR. The FT-51R is available from approved Yaesu dealers for £499.**

PW



After seeing a copy of the GORSN review Barry Cooper of Yaesu UK Ltd., sent us the following comments:

When given the chance to comment on a review, it is difficult not to become over protective of your 'new baby'. Any parent will know how quickly the hackles rise should anybody dare to criticise an offspring, whether or not criticism is justified! I guess this is what makes equipment reviews so popular. I digress ...

I am pleased that Richard GORSN found so much to like about Yaesu's new dual-band paging transceiver. He states that he found the handbook confusing, poorly written and too complicated. Whilst I respect the reviewer's opinion, I must take issue with it.

The handbook is comprehensive, well illustrated and detailed. It is well written in concise English, pleasingly devoid of American spellings and transliterations from the Japanese prevalent not so many years ago. The FT-51R has myriad of features and to do these the injustice of less than a full explanation would be a disservice to a very complex product.

Richard comments that the major features did not impress him but the small attentions to detail did. This is surely how it should be - something in the product for everybody.

Barry Cooper G4RKO

Bits & Bytes *Special*

As this is our 'Computing In Radio' special, Mike Richards G4WNC has devoted his column to a review of a specialised amateur radio computer from Future Business Systems Ltd. And Mike says "If you're thinking of getting a computer for radio work but not sure where to start, read this first!"

If you've ever looked through the numerous computer magazines trying to find a computer for radio work you could be forgiven for being confused. The IBM PC clone market is still thriving and results in a mass of glossy adverts all claiming their machines are the best.

Even if you read the reviews to find the best machine, will it be any good for the specialised applications used by radio amateurs? Once you've got past this stage and bought the ideal computer you still have a lot of work to do before you can use it on air.

Is this story sounding familiar or perhaps daunting? Well, **Martin Rhodes G3XZ0** Managing Director of **Future Business Systems** decided to do something about the problem.

As a keen DX enthusiast Martin is well placed to understand the needs of a radio amateur. Put this together with the fact that his company have been building IBM clones since 1988 and you have a potentially

winning combination. The computer I've reviewed here is one of a range of custom units available from his company.

Review Model

The review model was basically a 486DX2/66 multi-media PC with CD-ROM, 4Mb RAM and sound board with internal speakers. Whilst that's fine if you're into computers it doesn't help the newcomer - so what does it all mean?

The 486DX2/66 means that the PC uses an Intel 486 processor device which runs at double the normal (33MHz) clock rate, e.g. 66MHz. The 486 processor used represents one of the fastest processors available, so the computer is very up-to-date.

The 4Mb of RAM (Random Access Memory) is about the lowest you should run with this type of processor and you may be well advised to buy an 8Mb version if funds allow. The inclusion of a CD-ROM drive lets you take advantage of all the new CD-ROM based software that's available, while the sound board lets you use the computer to both record and playback high quality audio.

The built-in sound board also has the benefit of giving you great sound with any games you might use. So, you can see, this basic computer set-up is up-to-date and is likely to serve you well for non-radio uses as well.

Special Hardware

In addition to the basic features I've mentioned so far, the



computer is fitted with some special hardware and software to customise it for amateur radio use. At the heart of this is the ShackMaster unit which is built into one of the disk drive bays on the computer front panel.

The custom made unit provided control of a wide range of radio related functions. One of the objectives of creating the specialised radio computer was to try and get rid of the 'rat's nest' of wires and boxes that you often find at the back of many radio set-ups.

The front panel of the ShackMaster unit is quite busy and packed with a host of features. The main elements are a 1200baud v.h.f. Packet TNC, audio switching between two rigs, Serial port level converter, c.w. rig keying, band data import plus a voice keying system.

All the connections to the ShackMaster were handled via the appropriate interface cards at the rear of the computer. The only exception to this was the microphone in and out sockets that were mounted on the front panel.

While the 'mic in' was fine I




Fig. 1: The heavily populated but clearly labelled back panel of the FBS PC.

Manufacturer's Specifications

Hardware

Processor	80486DX2/66 cpu with 256kb cache
RAM Memory	4Mb RAM expandable to 48Mb

Disk drives

Hard Disk 420Mb
Floppy 1.44Mb 3.5in
Dual speed CD-ROM drive

Extensions

1Mb SVGA video board
SoundBlaster stereo sound card
2 x parallel ports
4 x serial ports

Video

14in SVGA low radiation colour monitor

Shackmaster

1200 baud TNC-2 type Packet controller with mailbox
Voice keyer for digital recording playback -
RS-232 - TTL level convertor for rig control
Audio monitoring/analyser switching for two transceivers
c.w. rig keying via LPT port
Band data import

Software

DOS and Windows installed
Voicekeyer control software

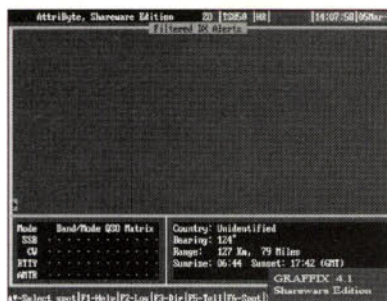


Fig. 2 (above): Screen grab from the TurboLog system (see text).

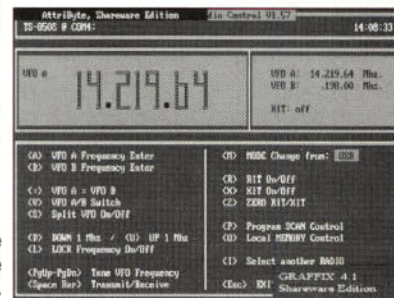
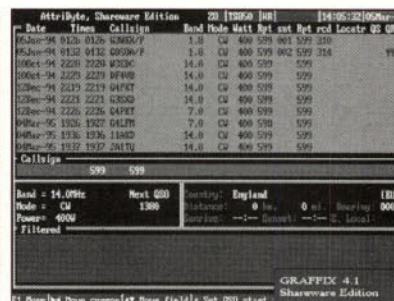


Fig. 4 (right): The Rig-EQF program gave G4WNC comprehensive control of the Kenwood TS-850 (see text).

felt the 'mic out' socket would be better placed somewhere on the rear panel. However, I suspect the decision to place both sockets on the front panel was done in the interests of keeping computer noise well away from the sensitive microphone signals.

The Connections

Before I go on to cover the various features in detail, let's just run through the connections that need to be made to get the system running. In this section I'm assuming you have an h.f. rig that includes remote control features and a v.h.f. rig for packet operation.

On the front panel the only connections are the microphone input and output as I described earlier. The remaining connections were all neatly labelled on the rear panel.

Anyone with experience in computers will appreciate this as all too often you have to make an educated guess as to the purpose of the various sockets! The main remote control link to the h.f. transceiver is the only special lead required and this is ordered to suit the transceiver.

In my case I was using a Kenwood TS-850S h.f. transceiver. The lead I used comprised a 15-way D connector at the computer and a DIN and standard jack plug for the CAT and keying connection to the transceiver.

A standard lead with a 3.5mm jack at each end is also

needed to provide a receive audio feed to the computer. Connecting the v.h.f. transceiver was also very straightforward and used just three single leads for receive audio, transmit audio and the p.t.t. line respectively.

With the essential connections completed, the end result was certainly very much neater than the usual 'rats nest' associated with an advanced station set-up. In addition to the radio connections on the rear panel, there were the usual input and output ports for printer and serial data.

The serial output could be set to COM3: or 4 with COM3: being the preferred option. One of the great advantages of a comprehensive set-up such as this is the ease of installation. Anyone who's tried to get all four COM: ports working to different applications will know what I mean!

One final optional connection was a power feed to the Packet TNC. This was useful for those that want to keep the TNC running when the PC is turned off.

The TNC required just 6 to 12V d.c. connected via a 3.5mm jack on the rear of the PC. Just a word of warning here - there are six of these jacks in a neat line on the rear panel so be very careful to make sure you pick the right one! They are all sign written so there's no excuses!

Audio Monitoring

The routing of all the audio

signals through the computer enables simple monitoring of the transmit and receive signals from both transceivers. This monitoring was controlled by two toggle switches on the ShackMaster unit.

The first switch was used to select either rig 1 or 2, whilst the second selected between transmit or receive monitoring. In later versions this set-up will be changed to include a centre off position to facilitate non-radio use of the internal sound board.

Depending on the setting of the Sound/CD switch on the front panel the audio is passed through the internal amplifier direct or via the sound board. Although not yet implemented, the routing of the signal via the sound board gives an opportunity to add some sophisticated signal processing as the sound board contains digital signal processing circuitry.

In addition to providing a substitute for an external speaker, diverting the audio via the computer gives a much higher output power which could be great for special event stations.

The ability to monitor the

transmit signal, whilst not really relevant for microphone operation, was very useful for data work. At the flick of a switch you could quickly check the quality of the audio feed to the transceiver.

Recording And Playback

By combining the audio monitoring, sound board and the computer's large memory ShackMaster includes a digital recording and playback system. The software for this in the review model was called VoiceBlaster, but Future Business Systems are currently developing their own system to provide similar facilities.

The supplied VoiceBlaster system operated in the background and was activated using the F1 - F7 keys. The basic record and playback feature provided was very simple but also extremely useful.

Pressing the shift key followed by a function key put the system into record mode with the source of the recording being determined by the





**LOWEST
PRICES**

MAIL ORDER

**LOWEST
PRICES**

**YOU WANT
AN HF-SSB.**

**YOU WANT
A HAM RIG.**

**THIS
IS WHAT
YOU WANT.**



This is it. The SG-2000 HF-SSB. With 644 ITU and ham frequencies – including SITOP telex channels – permanently etched into memory. Plus 100 user programmable frequencies and easy Weather-fax connections. A real *power-house* that produces a full 150 watts. The

SG-2000 HF-SSB. Afloat or ashore, on the job or on the road, this is what you want. Call us.

★ REMOTE HEAD FACILITY ★ RS-232 CONTROLLABLE

£1699.00

Carriage: £15.00

SECOND-HAND EQUIPMENT

Standard C78 70cms FM portable/mobile transceiver, c/w matching 10w linear and mobile mount.£249.00

Yaesu FT-102 100w+ HF Transceiver, c/w mic, manual and mains lead.£499.00

Tokyo HL66V 60w 6 metre linear.£75.00

Icom IC-251E 2m Multimode Base Station. (Excellent radio).£499.00

Alinco DJ-180 2m handheld c/w box, manual, charger, nicad pack and aerial.£149.00

Daiwa LA2035 30w 2m linear.£51.63

PK-88 Packet TNC.£119.00

Daiwa PS-30XII 30 amp power supply, variable voltage. (As New).£119.00

Kenwood TS-450SAT HF transceiver, general coverage receive, fitted with auto ATU. (THIS UNIT IS UNDER 12 MONTHS OLD AND IS AS NEW. COMPLETE WITH BOX AND MANUALS).£1135.00

Yaesu FT-1000 HF transceiver, general coverage receive. (THIS UNIT IS IN MINT CONDITION. RADIO IS COMPLETE WITH BOX AND MANUALS AND HAS HAD THE SMC IMPROVEMENT MODS FITTED. THIS UNIT HAS TO BE SEEN TO BE BELIEVED, A REAL BARGAIN).£2499.00

YAESU SP-5 Matching external speaker for the FT-1000. Speaker has audio filters and would be a worthwhile accessory for any HF station.£80.00

Icom IC-73080 -10m amateur band HF transceiver 100w output, this rig is ideal for someone new to the hobby.£399.00

Yaesu FT-1 HF transceiver, general coverage receive. 100w output, all modes with built in power supply, these are still a superb radio to use.£799.00

MFJ-941D 160-10m amateur band 300w antenna tuner.£90.00

Kenwood TS-680S HF transceiver, general coverage receive with 6 meters. 100w output on HF, 10w output on 6 meters.£699.00

Shure 444D Desk mic. (Fit this to your rig and see how your tx audio improves).£79.00

Kenwood PS-30 power supply. Will power any Kenwood HF rig.£90.00

Kenpro KP-100 Auto CW keyer with built-in key.£49.00

Yaesu YS-60 HF SWR/Power meter.£49.00

Icom IC-505 6 meter multimode transceiver. 10w output.£390.00

Trio TS-430S HF transceiver, general coverage receive, all mode, 100w output complete with matching PS-430 power supply.£585.00

MFJ-948 1.6-30Mhz amateur band 300w ant tuner (Shop demo model full warranty).£129.00

Yaesu FT-209RH 2m handheld c/w nicad pack and charger.£145.00

★ ALL SECONDHAND EQUIPMENT COMES WITH 3 MONTHS WARRANTY UNLESS STATED OTHERWISE.

★ CARRIAGE FREE ON ORDERS OVER £200.00

£10.00 CARRIAGE ON ALL OTHER ITEMS.

BUY SMART

SG-230 Smartuner®


Antenna Coupler

SSB, AM, CW & DATA

You can't buy a smarter tuner than this. An automatic antenna coupler so intelligent it precisely tunes any length antenna – 8 to 80ft – in the HF band.

The Smartuner® automatically evaluates and switches 64 input and 32 output capacitance combinations, plus 256 inductance combinations in a "pi" network. The amazing result is over a half-million different ways to ensure a perfect match for your transceiver. And the most intelligent feature of all is that the Smartuner® remembers the chosen frequency and tuning values, and will automatically reselect those values – in less than 10ms, each time you transmit on that frequency.

The SG-230 Smartuner®.
Buy Smart



**SMARTUNER
INSIDE**

● MICROPROCESSOR CONTROLLED ● NON-VOLATILE MEMORY WATERPROOF ● B.I.T.E. INDICATOR

● 1.8 TO 30MHZ RANGE 10 TO 150 WATTS INPUT POWER

● 10ms RETUNING TIME
8 to 80ft. ANTENNA (all types)

£375.00

Carriage: £12.00

AUTHORISED AGENTS FOR KENWOOD, ICOM, YAESU & ALINCO. FULL SERVICE FACILITIES AVAILABLE

SPEND UP TO £1,200 INSTANTLY WITH A PHOTO ACOUSTICS LTD. CREDIT CHARGE CARD

PART EXCHANGE WELCOME, ASK FOR KERRY G6IZF OR ANDY G4YOW

RETAIL SHOWROOM OPEN MONDAY - FRIDAY 9.30 - 5.30, Saturday 9.30 - 4.30

Goods normally despatched within 24 hours. Please allow 7 banking days for cheque clearance. Prices correct at time of going to press - E&OE



Bits & Bytes *Special*

setting of the audio monitor controls described earlier. The recording was started with a press of the **Enter** key and there was a handy on-screen bargraph showing the progress of the recording. The recording was finished by pressing the **ESC** key.

The flexibility of the monitoring controls meant that you could record your own messages for later transmission or even record transmissions off-air. Once a recording had been made playback could be started by just pressing the appropriate function key. This very simple to use system was extremely useful in practice.

The most obvious use is to pre-record your CQ call so you can call at the press of a key! It also effectively replaced the shack tape recorder for short duration recordings. In my tests the basic memory configuration provided enough room for around two minutes of recording.

Rig Control

Next in the armoury of control features was the built-in rig control circuitry. The circuitry was directly associated with communications port COM4; and included TTL level conversion for some of the control lines.

The conversion is required to change the higher RS-232 voltages down to the 5V limits required by the CAT inputs of most transceivers. The modified output from the level converter was wired to a D-type miscellaneous connector on the rear panel. To link this connector to your transceiver you could either wire your own

or purchase a ready made lead from Future Business Systems.

To make use of the control link you will also need some special software designed for your transceiver. The review computer was supplied with a copy of the shareware program Rig-EQF (**Fig. 4**) for controlling Kenwood transceivers.

The straight forward DOS program provided comprehensive control of the TS-850S from the computer keyboard. In addition to offering full control it also polled the transceiver every second or so to check for any changes. This meant that you could operate the rig either from the keyboard or directly and the computer would keep in step.

Just to complete the rig control facilities the computer also included a level converter for c.w. keying. There are also connections for downloading band data from many transceivers.

Packet Terminal

Just to complete the picture,

the ShackMaster included a full featured Packet TNC. The TNC was permanently connected to communications port COM2; with the audio being wired to the Radio 2 connections on the rear panel.

The TNC was a TNC-2 compatible unit featuring PacComm firmware with a built-in mailbox. There is little really to add, except that it worked fine and was a very neat way to build a TNC into your set-up.

Radio Software

You've probably gathered by now that the computer comes with very little in the way of radio software. This is no accident as the choice of software package is very much down to personal preference.

There are so many good packages around that you need to carefully consider which is the right one for you. One example of a well thought out system is TurboLog (**Fig. 2**) that was supplied loaded onto the review computer. This is

particularly suited to the DX enthusiast and could drive the TNC while connected to a DX cluster and be used to provide a very effective logging system (**Fig. 3**).

Well Designed

The FBS computer system was certainly well designed and is a much easier option than trying to make all the connections yourself. As it's supplied with only the basic software which gives the buyer the freedom to choose the best system, I suspect those that go for this type of presentation may also need help with the selection of software.

It may therefore be helpful if the manual included a section on recommended software. The documentation supplied with the review model was only in draft form, so I've not been able to comment on its quality.

However, a machine designed for those unfamiliar with computing deserves good quality documentation. Overall the computer worked very well and provides the basis of a very comprehensive radio station.

The configuration described here is available at the special launch price of £1095 excluding VAT from Future Business Systems Ltd., 21 Halford Road, Ettington, Warwickshire CV37 7TH. Tel: (01789) 740073. My thanks to Martin Rhodes G3XZO for the loan of the review model. Also thanks go to Trio-Kenwood UK Ltd., Kenwood House, Dwight Road, Watford, Herts WD1 8EB for the loan of the Kenwood TS-850S used in this review.

After seeing a copy of the G4WNC review Martin Rhodes G3XZO sent us the following comments:

In response to Mike G4WNC's comment about the position of the 'mic out' socket, I share his view that this would be better placed at the rear of the PC. If this can be achieved without introducing computer noise into the mic circuitry (and if we can find somewhere to put it on an already heavily populated back-panel) then this will be implemented.

The ShackMaster unit is available separately - subject to model and specification of the existing computer. We will also be including free with the PC (subject to normal registration/update charges) the following software:

Super-Duper h.f. Contest Logging Programme; Super-Duper IOTA Contest Logging Programme; Super-Duper IOTA for Listeners by kind permission of EISDI. RigMaster for Windows - combined TNC and rig control for DXCluster monitoring by both operators and listeners by kind permission of GOCDO.

Finally a full-function combined station and contest logging programme for Windows is currently under further development which will fully exploit the features of the PC and ShackMaster - watch this space!

Martin Rhodes G3XZO



SureData

PO Box 314, Edgware, Middx HA8 6ED
Tel/Fax 0181 905 7488 (24 hours)



Second User 386 SX PCs



- | | |
|-------------------------|-------------------------|
| ◆ 2 Mb Ram | ◆ 4 Mb Ram |
| ◆ 1.44 Mb Floppy | ◆ 1.44 Mb Floppy |
| ◆ 40 Mb hard drive | ◆ 130 Mb hard drive |
| ◆ Colour VGA display | ◆ Colour VGA display |
| ◆ Mouse | ◆ Mouse |
| ◆ Serial/Parallel ports | ◆ Serial/Parallel ports |
| ◆ 3 month RTB warranty | ◆ 3 month RTB warranty |
| ◆ £399 inc. vat | ◆ £499 inc. vat |

◆ **FREE DELIVERY**

- ◆ MS DOS 6.22 £49 ◆ Windows 3.1 £49. ◆ 12 month RTB warranty extension £30.
◆ New systems and upgrades ◆ New and second user monitors and hard drives

SOFTWARE FOR THE RADIO AMATEUR

Europe's leading distributor of Amateur Radio, Engineering and Communications Shareware/PD programs for the PC - 100's of related program disks - **FREE CATALOGUE**

Transmit and Receive

SSTV - FAX - RTTY - CW - AMTOR

This BRITISH communications interface for the PC is built into a 25 way 'D' Connector. Comes complete with Interface cable & 3 software packages. As featured in HRT, PW & Ham Radio Japan. Only £49.99 plus postage

VENUS ELECTRONICS

26 Pevensey Way, Frimley Green, Camberley
Surrey GU16 5YJ Tel/Fax: 01252 837860

Choosing & Using *Your Computer*

For many radio amateurs, deciding what computer to buy is one the hardest decisions of all. Wherever you look you'll find advertisers claiming that their computer is best. With this in mind, the Editorial team pass on a few tips to help you make your choice.

Even if you ask other radio amateurs for advice, you'll soon find that people tend to fall into camps with equally compelling (and conflicting!) arguments regarding the best computer. So where do you start?

While it's very easy to get carried away with the hardware features of the various computers, the only thing that really counts **is the software that's available**. There's little point in buying a super-fast computer if there are no programs available that do what you want!

Over the years there have been many computers that have found favour with amateurs. All of these machines therefore tend to have good software support, often with a plentiful supply of shareware programs.

Examples of those falling into good



software support category are: Commodore C64, Atari and the BBCB. So, if you're looking for a second-hand computer, these older machines can be a very good buy, providing you check out the software first.

Good places to look for the software are J & P Electronics and Grosvenor Software, etc.

Moving more up-to-date, the number of different computers available has diminished. The focus is now around the Amiga, Archimedes, Apple Macintosh (Mac) and IBM PC or compatible.

Desktop Publishing

Although the Mac is an excellent computer, here in the UK it's only really taken-off in the desktop publishing world (PW is produced using Macintosh machines). As a result, there's not much amateur radio software around.

In the United States, the situation is different as the

Macintosh has a much greater following there. So, if you decide on a Macintosh, you will need to check-out American suppliers to find the best amateur radio software.

The Archimedes, rather like the Mac, has had limited market success and is largely limited to educational establishments. If your interest lies with weather satellites, contact Spacetechn, who offer a range of very good products.

The Amiga is another computer that's received only limited acceptance in the amateur radio market although it is technically a very competent computer. And, by now you've probably gathered that we're homing in on the IBM PC and its clones as the best choice for amateur radio use!

Although many would argue that there are other computers that are both cheaper and more powerful, none of these can match the PC for software and hardware support. For that reason we have covered the choice of PC in a little more extra detail.

What's A Clone?

One of the first questions facing someone new to computers is what's an IBM PC clone? The answer is it's simply a computer that's built with all the essential features of an IBM

PC so that it can use the same software and accept the same plug-in expansion cards.

Although the original IBM PC started with the market lead in the desk-top PC, this has changed over the years. And nowadays there are a number of different manufacturers sharing the PC market.

Another important point about most PCs is that they are simply a collection of parts from an assortment of third party manufacturers. This mix and match approach makes it very difficult to make comparisons between different manufacturers.

When you come to choosing your first PC there are many points you need to appreciate. The first is to note that PCs have been built with a number of different central processor units.

As the name implies, the central processor is the main chip or device that controls the operation of the computer. And incidentally, the very first IBM PC computers used an Intel 8088 chip.

The 8088s were superseded by the 80286, 80386, 80486 and currently the Pentium processors. There are similarities between all these devices, but the later versions are both faster and more powerful.

Along with the processor developments, the rest of the computer has undergone considerable change. For example, the video systems have gone from the old Colour Graphics Adapter (CGA) through the Versatile Graphics Array (VGA) to super VGA (SVGA). In each case the change has brought about higher definition.

One of the problems with the faster processor is the need to move data around within the computer at higher speeds. The most important development on this front is the VESA Local Bus. This provides a connection system that lets peripheral

systems like the video and hard disk systems talk to the processor at around 33MHz as opposed to the 8MHz used by older systems.

Finally, to help you choose your first PC, here are a few pointers. Although you may be tempted to go for a cheap PC like early Amstrad 1640 series, you are advised against it as these offer very limited performance.

You need to start with the fastest processor you can

afford. If you want to operate with modern Windows based software you will need at least a 386 processor and a minimum of 4Mb of RAM.

If you can afford a 486 based machine then make sure you buy the 486DX rather than the slower 486SX. While the Pentium chip is the fastest currently available, the difference between a 486 and the Pentium only really shows if your software is specially written to take advantage of the

Pentium.

As there is little or no amateur software specially written for the 486 or the Pentium 586, it's probably not worth spending the extra money demanded by a Pentium based system. But, if you're really uncertain about choosing a PC for radio use, you would be well advised to go for a radio-ready PC such as those supplied by Martin Lynch or Future Business Systems.

Data Modes

Without Breaking The Bank!

Mike Richards
G4WNC provides
some advice to help
you to start using
data modes,
without spending all
your pocket money!

With so many amateurs now using computers in the shack, there's an opportunity to utilise the expensive and powerful equipment for more than just keeping the log book. To find out how...just read on!

In this feature I'll attempt to show you how you can try out the data modes without first needing an overdraft! The secret lies in the use of the software distribution system known as Shareware.

Shareware is a system where by a version of the software is made freely available to everyone at no charge. However, although some suppliers provide the full package (but with a time limit), others supply a limited or earlier version of the software.

With both Shareware systems you are expected to make a voluntary contribution to the author after the trial period. In return, you'll either receive the full package or you become entitled to a free upgrade.

The Shareware system has become well established in the computer world. And I think it's particularly appropriate for the

author who wants to make a small profit on a system that's essentially been produced for his or her own use.

In this example, I've concentrated on software that's available for the IBM PC and compatible computers. This has been because not only is the PC more widespread than any other system, but the software support is also very comprehensive.

For those with other systems I know this can be very frustrating. However, if you have developed your own software for a non-PC system why not use the shareware system to make it available to others. If you need help with this, contact me via my 'Bits & Bytes' column.

Package To Start

Personally, I think by far the best software package to start with is HAMCOMM 3.0 by Wilhelm Schroeder DL5YEC. Wilhelm released the first version of this program back in 1990, but since then it's gone from strength to strength.

The latest version of HAMCOMM 3.0 features many sophisticated extras and can send and receive c.w., RTTY and AMTOR. Another good point about this particular system is its modest demands on the computer hardware.

Although Wilhelm's program certainly works best with a modern 486 machine, it will still work quite comfortably on an old 8086 based system. You just lose some of the fancy tuning aids!

In addition to the software and a suitable computer, you'll also need a simple interface to link the computer to your transceiver. The full circuit details are given in the disk-based manual, but it comprises a simple Op-Amp limiter to process the audio from the receiver and a low pass filter for the transmit tones.

The filter is very necessary! It's used to convert the very coarse square wave output from the computer into a low level sine wave that can be fed into the microphone socket of your transceiver.

The only other electronics required is a simple transistor buffer. This connects between the computer serial port and the p.t.t. line of your transceiver.

If you would rather buy a ready-built interface, Badger Boards sell a kit at around £25. Alternatively Venus Electronics can supply a very neat ready-built unit for approximately £50. And should you only want to receive data modes then the interface produced by Pervisell is excellent value at just £16.99 ready-built.

Contact Addresses

Badger Boards,
80 Clarence Road,
Erdington,
Birmingham B23 6AR.
Tel: 0121-384 2473

Future Business Systems Ltd.,
21 Halford Road,
Ettington,
Warwickshire CV37 7TH.
Tel: (01789) 740073.

Grosvenor Software (G4BMK),
2 Beacon Close,
Seaford Close,
East Sussex BN25 2JZ.
Tel: (01323) 893378.

J & P Electronics Ltd.,
Unit 45 Meadowmill Estate,
Dixon Street,
Kidderminster,
Worcestershire DY10 1HH.
Tel: (01562) 753893.

Martin Lynch G4HKS
The Amateur Radio
Exchange Centre,
140 -142 Northfield Avenue,
Ealing, London, W13 9SB.
Tel: 0181-566 1120.

Pervisell Ltd., 8 Temple End,
High Wycombe,
Buckinghamshire HP13 5DR.
Tel: (01494) 443033,
FAX: (01494) 448236.

Spacetechn,
21 West Woods,
Portland, Dorset DT5 2EA.
Tel: (01305) 822753

Venus Electronics,
26 Pevensy Way,
Frimley Green,
Camberley,
Surrey GU16 5YD.
Tel: (01252) 837860.



Data Modes

Without Breaking The Bank!

Software Installed

Once the software has been installed into a suitable sub-directory on your hard disk (C:\hamcomm) the program and supporting files occupy just over 1Mb of disk space. But before you start using the program seriously it's as well to print-out the manual using the disk file hc.doc.

The best way to print out is to set your printer font for 12 characters per inch and from the Hamcomm sub-directory type COPY HC.DOC LPT1.

Once you have the program running and you've taken time to explore some of its features, take a look at the HC.CFG file with a simple text editor. The sample file is very well documented and it's an excellent way to set the program up to suit your own personal preferences.

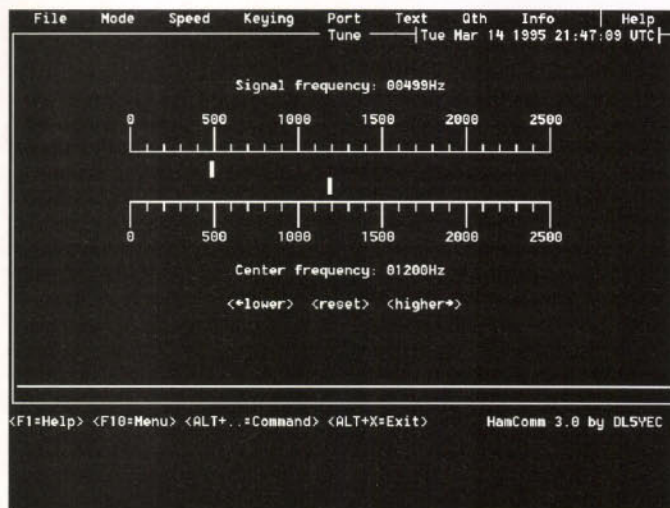
As the HAMCOMM 3.0 program is so well developed and easy to use it makes a very good starting point for anyone thinking about experimenting with the data modes. However, because it's unfamiliar ground for many people, some have trouble mastering the tuning technique.

The best way to learn the tuning technique is with a good reliable commercial station. A good example of this is the Bracknell Meteorological RTTY transmission that's to be found on 4.489MHz.

To receive the Bracknell transmission, set the mode to Baudot (F3), speed to 75 baud (C) and keying to 425Hz. Next

set the mode to tune and adjust your transceiver's tuning until the flashing white squares straddle the centre point of the display.

If you now press ALT M - Baudot, you should find groups of



HAMCOMM tuning indicator.

five figure numbers being displayed on the screen. If you want to turn this into something more interesting you can activate HAMCOMM's SYNOP decoder.

All you do is select the text menu and select FORCE SHIP or FORCE SYNOP. You'll then be presented with plain text translations of the coded weather data.

Having completed some receive practice you only need to set your transmit power level and you're ready to start transmitting. However, before you do **Please** spend some time listening to familiarise yourself with the operating practice.

FAX And SSTV

If you're now 'hooked' by the fascinating aspects of computing in amateur radio, you're probably ready to move into the more complex modes of FAX and SSTV. Fortunately, this is actually very easy, thanks to the hard work and dedication of the shareware authors.

In this particular case I'll concentrate on the JVFAX 7.0

program written by Eberhard Backeshoff. This very comprehensive program uses the same interface as I described earlier for HAMCOMM and provides facilities for the sending and reception of both FAX and SSTV signals.

As you might expect from these highly graphical modes, JVFAX makes much higher demands on the computer hardware. Especially so if you're using the simple interface.

For best performance you'll need at least an IBM PC or compatible computer with a 386 or better processor, 4Mb RAM and a SVGA display. The program has been designed to support most modern video systems and includes drivers for VESA based systems.

If you want to use the program with a slower machine you will have to compromise the performance by reducing the horizontal resolution.

An alternative is to obtain one of the complex interfaces such as that produced by Martelec. These units have their own processor built-in that relieves the processing load on the main computer.

Installation of JVFAX is very simple. This is because the set-up program (INSJV70) automatically unpacks all the program and support files and creates the appropriate sub-directories.

In addition to providing support for the amateur FAX modes, JVFAX includes facilities for all common types of i.f., h.f. and satellite FAX systems.

Included in this armoury is fully automatic reception of APT weather images.

Now it's time to look at TV - slowly! Slow Scan Television (SSTV) remains a popular transmission system for many amateurs and can usually be found on the 14MHz band at around 14.215MHz.

The JVFAX program is equipped with just about every SSTV mode including the modern colour systems. The program is extremely easy to use and includes facilities for superimposing your callsign on the transmitted image.

Packet Radio

Packet radio is one of the liveliest of the data modes and as such attracts a lot of interest. There are various ways to get started, but if you're using a PC you might like to try a receive only system just to see what goes on.


Like the other programs in this section, PKTMON12 is shareware and is readily available from most good shareware suppliers. Although the program is very compact and basic, it demands a lot of processor time, so you'll need a 386 or better processor in your PC.

The user interface to PKTMON12 is rather crude and can confuse new users so I'll quickly run through it here. When you start the program you will be asked to select a COM port which can be either COM 1 or 2.

Next, you need to choose to receive h.f. or v.h.f. packet, the difference is 300 baud 200Hz shift on h.f. and 1200baud 1000Hz on v.h.f. You also need to provide a file name for the received data.

Instead of displaying all the received data just to the screen, PKTMON logs all the data to a separate file for each connection it identifies. Once you've started the program, you just leave it to gather all the current QSOs on that frequency.

At the end of the monitoring period you just press enter to finish the session. You then use a simple text editor such as MSDOS EDIT to look through the received files. Clearly, this system is only really suitable for



An SSTV picture received by G4WNC while using JVFAX.

those that want to take a look at the mode with minimum cash outlay.

Another less obvious benefit of PKTMON is that it has been written in Turbo Pascal with all the source code supplied. This is very useful for those who would like to write their own software as all the basic routines for converting audio to digital are ready-built.

Terminal Node Controller

If you're more seriously interested in Packet radio then you need to get yourself a Terminal Node Controller (TNC). A TNC is a processor controlled interface that handles the conversion of simple text to and from the computer into audio signals to link with your transceiver.

As you would expect, it also provides all the control facilities to link with the Packet network. Fortunately, one of the

advantages to come from the popularity of packet radio is a plentiful supply of second-hand TNCs.

The TNC can be used with the simplest of communications programs. Despite this, a dedicated packet driver makes the system much easier to use.

If you're a PC user running Windows 3.1, one of the best programs around at the moment is UltraPak 2.0 by Tim Kearsley G4WFT. A demo version of this impressive software is currently being distributed as shareware so it's a great way to start on Packet.

The only difference between the shareware and full version is a 30 minute continuous usage limit. You can, of course, start the program again for another 30 minute session.

The program is supplied on a 1.44Mb floppy disk and includes a complete installation routine. This moves all the files to their correct directories on your hard drive and creates the usual program group and

associated icons.

The Windows screen layout is really good. It has been arranged to give the operator rapid access to all the program's facilities.

One aspect that was handled particularly well was the facility to shell out to other applications. Included here were three push buttons set up so that a single press took you straight to print manager, program manager or a basic DOS shell.

UltraPak version 2 also

includes full support for multiple connects with the data for each connect confined to its own window. You can even select a split screen display so you can view two connections at the same time.

At present, UltraPak is configured to work with TNC-2 type TNCs but Tim has reported that he's currently working to extend the compatibility to work with other systems. He's also working on a script language and PMS facility.

Shareware Reminder

Now for a Shareware reminder! For many people the cost of modern commercial software can be a deterrent to even starting down the road of home computing.

The solution for most is to take advantage of the wide range of 'free' programs that are readily available. For the radio amateur this is a particularly good option as there's plenty of very good quality software available for most radio related applications.

The software is usually distributed in one of two basic formats shareware or freeware. Shareware is by far the most common, but sadly often abused.

The whole principle of shareware operates on the basis of trust. The program author releases the program onto the market place, but asks the user to pay a nominal sum to the author if you find the program useful. While some authors give the program a mild handicap such as a delayed start-up with a shareware prompt, others release the software with no operational restrictions.

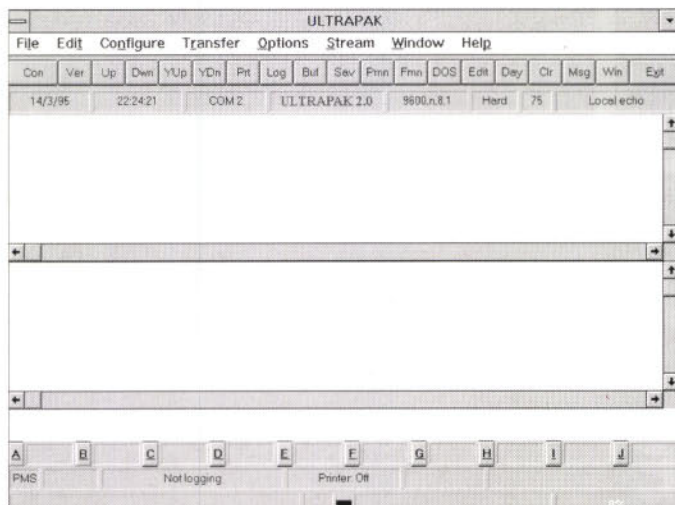
The typical registration fee requested by most authors is around £20 to £30. In exchange for this payment you will normally receive a full version of the program and some form of support.

Another important condition about shareware programs is that all the files must be distributed without alteration. If you want to copy the program to friends this is usually acceptable practice, but check the conditions before you do.


The sad fact about shareware is that very few people actually bother to register with the author. Not only does registration give you access to support but it gives the author some encouragement to develop the program further. **So please register your shareware.**

Finally, a quick word about Freeware. This operates in virtually the same way as shareware except there's no registration fee to be paid.

There's a whole new world of computing in radio for you to explore. So, why don't you join me every month in 'Bits & Bytes' - The Computer In Your Shack? Don't forget you can write to me at anytime and I'll be pleased to hear from you.



The UltraPak main logging screen.



S.M.C., A.R.E. & REG WARD

THE UK'S NO1 INDEPENDENT
RETAILER FOR ALL YOUR
AMATEUR RADIO REQUIREMENTS
ESTABLISHED 1958

We have over 10 years experience of AEA data products and now as a factory appointed agents we are able to offer "Lower prices" than advertised elsewhere.

AEA TNC's and Data Modems



PK12 – A new VHF TNC that offers superb performance and simplicity of operation. "I only needed to type '*' and the TNC adjusted itself to my terminals parameters". (quote *HRT* March 1995).

ONLY £119.00 INC Carr B

PK12/100K – 100k Mail Drop Memory Upgrade

ONLY £39.95 Carr A

PK900 – Deluxe multi-mode data terminal

ONLY £459 INC Carr B

PK96 – 9600 Baud packet TNC with 14k mail drop

memory Pak-Win **ONLY £189.00 INC** Carr B

PK232/MBX – An old favourite that still offers state of the art performance.

BETTER VALUE THAN EVER AT ONLY £299.00 INC Carr B



PAK-WIN – A Windows based software package. **£79.00 INCLUSIVE**

South Midlands Communications Ltd.

SM House, School Close, Chandlers Ford Industrial Estate, Eastleigh, Hampshire

Tel: 01703 255111 Fax: 01703 263507

See pages 2 & 3 for full branch telephone numbers & addresses

QSL COMMUNICATIONS

UNIT 6, WORLE INDUSTRIAL CENTRE, COKER ROAD,
WORLE, WESTON-SUPER-MARE BS22 0BX

TEL: (01934) 512757 (0850) 707257

FAX: (01934) 512757

£9.95

+
£3 P&P



ACE MH1 HEADSET

Specifications:
Mic impedance 600
Mic freq. response
50-20,000Hz
Sensitivity 65dB
Mic current 1Ma
Maximum speaker
impedance 32 at 1000Hz
Response 120-2,000Hz
Output sound
pressure level 88dB
Comes with wiring diagram.

1995 is our 10th Anniversary

10% off any R.R.P.

New Equipment, Receivers, Transceivers
or Scanners. Excluding Finance Deals
Until June 30th



FT-1000:
200W HF
R.R.P.
£3699

QSL CARDS SEND LARGE S.A.E
FOR SAMPLES AND PRICE LIST

0% FINANCE

AVAILABLE ON: KENWOOD, AOR, YAESU, ICOM
Phone for details

MICROWAVE MODULES

LINEARS WITH SWITCHED PRE-AMPS

MML 432-30LS	25-30W O/P 1 OR 3W I/P	£169.95
MML 432-50S	50W O/P 10/15W I/P	£169.95
MML 144-100S	100W O/P 10W I/P	£179.95
MML 144-100LS	100W O/P 1 OR 3W I/P	£199.95
MML 144-30LS	30W O/P 1 OR 3W I/P	£99.95
MML 70-100S	100W O/P 10W I/P	£179.95
MML 50-30LS	30W O/P 1 OR 3W I/P	£99.95
MML 50-100S	100W O/P 10W I/P	£179.95
MML 50-100LS	100W O/P OR 3W I/P	£199.95

TRANSVERTERS

MMT 70-28	10MTR TO 4 MTR 10W	£159.95
MMT 144-28	10MTR TO 2 MTR 10W	£159.95
MMT 432-28	10MTR TO 70CM 10W	£159.95

SECONDHAND LIST

SONY ICF-PRO80 As New, including	
VHF converter	£215
KENWOOD PS-31 As New	£159
KENWOOD TS-940S VGC	£1450
YAESU FT-707	£349
ICOM ICH-16 VGC	£135
ICOM ICU-2E VGC	£169
YAESU FT-411E As New	£169



**FT
51R**
RRP
£499

Basic Computer Logbook

John Beaumont G3NGD has written a basic computer logbook program especially for readers of PW, which he describes here.

On purchasing a new computer, I decided to write a simple database program to be my logbook. The object of the exercise was to enable me to speedily identify if I'd previously worked the station. The *Amateur Radio Licence Terms, Provisions and Limitations Booklet BR68* states that a log should be written in a book or may be kept on a computer disk or tape.

All records shall be kept for inspection by a person authorised by the Secretary of State for at least six months from the date of the last entry. Furthermore, the tape or disk must **only** be used to keep the log on.

For speed of operation, both the program and data files are kept on a hard disk. But you must remember to copy the data file(s) to floppy disk at the end of the session.

Design Ideas

When operating on repeaters, many operators don't want signal reports, so I omitted these columns. You can always include signal reports in the comments column anyway.

You can print out a logbook, or sections of a logbook onto paper. There is also a means of correcting data errors saved on the disk. But to meet the regulations, it's not possible to insert entries at a later date.

The time and date must be set correctly before you start, (don't forget to set the computer clock to GMT/UTC).

A clock with date is displayed, in real time, on the screen. This will enable you to enter the correct time.

A complete entry is only 80 characters (one screen line), so many entries can be stored on even a low density disk.

In Action

Let's look at the program in action. When the opening title appears on the screen, you may open a new file. This will

always be the case when the program is initially used.

In normal use, the file of data is updated only, so care must be taken to ensure that the new file option is not selected.

To ensure that an original file is not erased when creating a new data file, a warning is given. Then before possible destruction of data, a final reminder is given. You should make a backup copy of the logbook data/disk after each session, in case of data corruption at a later time.

Logbook Update

From the main menu, the logbook can be updated. The frequency band entry must not contain more than three numbers.

The remarks column may contain any information, but is limited to a maximum of 35 characters.

Each contact is given a unique record number, and this record number is used to identify the section of data to be edited. The data is amended like the original entry method.

A search can be made for any data contained in the remarks column. Callsign searches can be made even requesting, for example, /P, or /MM stations.

You can make frequency band searches for contacts. The program lists all contacts recorded on a particular band, e.g. 1.8, 3.5, 144MHz. **Note:** That if 14MHz is requested, it should be entered as 14 <space> RETURN, or 144MHz will be printed. (The search can be made on any particular single number).

You can list all the contacts made in any particular year. For instance, enter '94' for 1994 ('92' for 1992, etc.). **Note:** Pressing the pause key will stop the screen scrolling. This can be cancelled by pressing the ENTER key.

If a printer is available, then the lists may be sent to the printer. To initiate this facility

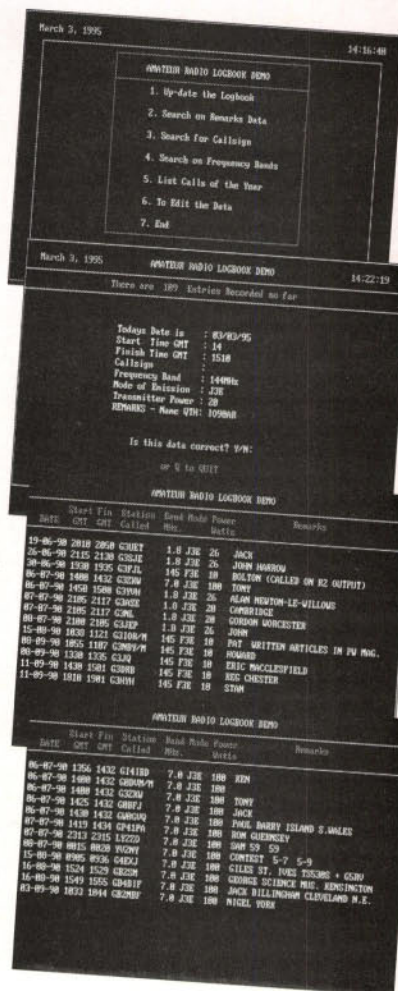
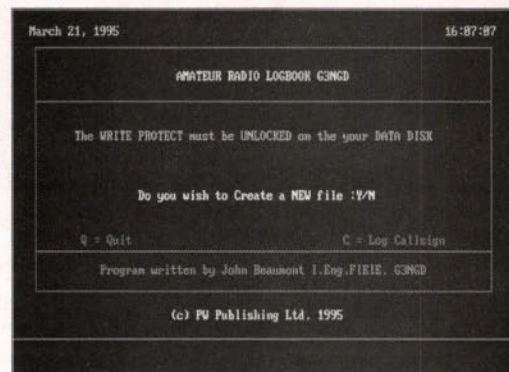
press the letter 'P' when viewing the main menu (pressing 'S' stops this action). Should your printer not be connected or isn't 'on line' then the programme will automatically indicate this on screen.

Using A Hard Disk

The program can be copied onto the computer's 'Hard Disk' (Drive 'C'). At the end of the 'Transmitting Period', the data must be transferred to a floppy disk. **It should be remembered that the floppy disk used must only contain the logbook data.**

Editorial Note: If you would like a copy of the PW Logbook-95, write direct to **John Beaumont at 28 Barton Road, Davyhulme, Urmston, Manchester M41 7WA** enclosing payment of £6 with your request. And don't forget your address of course!

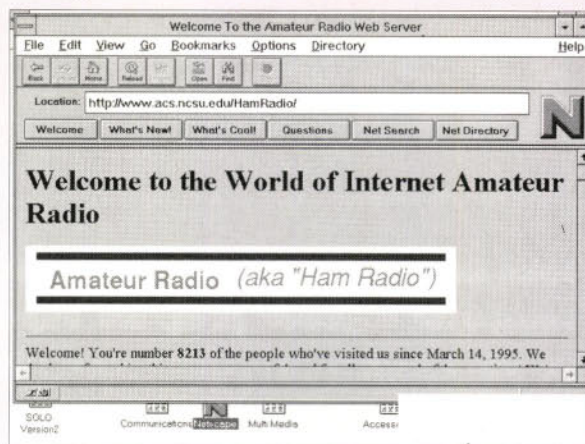
PW



Amateur Radio

And The Internet

Mike Richards G4WNC casts his experienced eye far and wide to gather all the up-to-date information on the latest computer associated event to attract attention - the Internet - from the amateur radio viewpoint. Mike then rounds off with a look at CompuServe.



Anyone with even a passing interest in communications or computing can hardly have missed the enormous hype associated with the media's discovery of the Internet!

I say discovery because you could be forgiven for mistakenly thinking the Internet is a new product that's just been launched. If so you'd be wrong on two counts as it's neither new or a product that you can buy! So just what is it?

In reality, the Internet is just a collection of computer systems and networks that have been connected together. The most significant point is that no single body either owns or controls the Internet.

The interconnections between the computer systems are provided on an individual basis. This is done without any consideration for the overall network.

I shan't bore you with lots of history, but one of the main driving forces behind the creation of the Internet has always been the educational and research establishments. They have a need to communicate with other academics around the world and have developed

the Internet to provide that service.

The provision of links between these establishments formed the start of the Internet as we know it. This process of gradually interconnecting computer networks has continued over many years and the present Internet provides access to thousands of networks with an estimated 30 million users.

Because nobody owns or controls the Internet, it's impossible to be precise about its real size. That's enough history so, let's now see how you get connected and what's in it for the radio amateur.

Needs And Budget

Not surprisingly there are lots of ways to get connected to the Internet...depending on your needs and budget. If you're a university student you may well be able to get connected simply by using the university's own campus network.

With the popularity of Packet radio you may be wondering if there's a packet gateway you can use. And unfortunately, there are a couple of problems that currently make this impractical.

The first is the regulatory issue regarding the handling of information from unlicensed sources. Although it would be

comparatively easy to provide a link between the packet network and the Internet, there's no easy way to ensure that only messages and traffic from licensed amateurs escape from the Internet into the packet network.

The other limitation is that of data throughput. Whilst most amateur links operate at 1200baud, many Internet facilities require 9600baud as an absolute minimum with 14400baud being the accepted standard. If you think about the baud rate in terms of downloading, some simple mathematics soon puts the data throughput problem into perspective.

Most of the software archives on the Internet store their data in compressed format (usually 'zip' format for PCs). Even with this compression, files are often 300k bytes plus in size. This means that some (300,000 x 8) 2,400,000 data bits need to be sent to complete the transaction.

At a constant 1200 bits/s this would give a transfer time of 33 minutes. However, this figure makes no allowance for the error correction process which divides the information into packets with acknowledgements sent after each packet to confirm reception. This would reduce the throughput by around 25% so increasing the transfer time to about 41 minutes.

However, you would only see this level of performance if you had exclusive use of the link from your computer through to the distant host and you suffered no interference hits. As this rarely happens you can expect further slowing of the transfer due to wait periods and repeated packets.

The end result would

probably give a transfer time closer to an hour for the 300k program. If very many people were doing this you can see that the system would quickly grind to a halt!

For most people then the only practical way to join the Internet is via a modem and dial-up line. This will connect you to what's become a growth industry - the service provider.

Service Provider

There are a host of companies across the land that offer the service provider function. They can be divided into two main categories - bulletin board access (BBS) or full Internet Protocol (IP) connection.

While the BBS connection is usually the cheapest option, the down side is limited access to the Internet's range of facilities. But before I go into some detail on how to choose a service provider, let's take a look at some of the available services and how they can be used by the amateur.

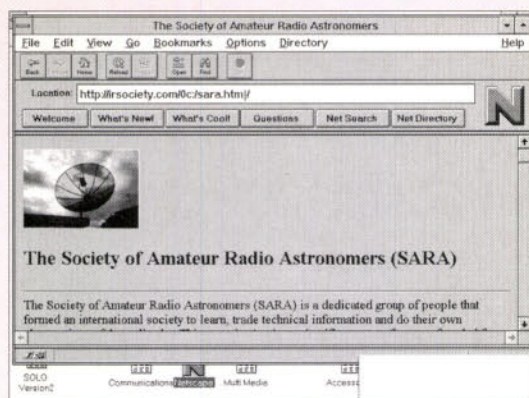
Universally Used

Probably the most universally used Internet feature is that of Electronic mail or E-mail. This is a very fast and effective way of communicating globally.


If you join a service provider with just BBS access you will often find that E-mail is the only access you have to the Internet. When you connect to the Internet, your service provider will allocate you an E-mail address which is exclusive to you.

There are a number of different formats for the address for E-mail. So, I'll use mine as an example:

mike.richards@bbcnc.org.uk
Obviously the first part is



**All aspects of Amateur Radio
are available on the Internet.**



Screen grab showing CompuServe's HamNet forum.

exclusive to me whilst the @ points to the domain I'm using which in this case is the BBC Networking Club (bbcnc).

The next part shows that the service is provided by an Organisation (org). The final section the country of origin (uk).

An alternative example would be my CompuServe address which is **100411,3444@compuserve.com**. The breakdown here is the same as before except that the com suffix indicates that the service provider or domain is a company.

You'll also note that there is no country identifier. This is because CompuServe is a US based company and, as they invented the Internet, they claim the right not to use a country suffix!

In addition to providing the facility for sending simple messages, most E-mail applications allow data files to be attached to messages.

There are a number of ways of doing this but one of the most popular is called UUENCODING.

In the UUENCODING system the file to be sent is converted into ASCII characters. This is so it can be transported in the same way as message text. At the distant end a decoding program reverses the process.

In addition, E-mail can also be used to subscribe to mailing lists. Mailing lists are available for a very wide range of subjects and one good particularly good service for amateurs is that provided by the American Radio Relay League (ARRL).

To subscribe to the ARRL list all you do is send an E-mail message to info@arrl.org with the word help in the main text of the message. Once joined, you will automatically be sent copies of all the information passing through the mailing list.

It's also possible to use E-mail to retrieve files from remote computers. But the

process tends to be rather cumbersome and slow.

Usenet Group

If you have a full IP connection a better way of receiving information from special interest groups is to join the appropriate Usenet group. There are literally thousands of these around covering just about every subject you can imagine.

In order to access these groups you will also need a special newsreader program for your computer. However, this shouldn't be a problem as most service providers include a range of suitable software when you join-up.

If you have the choice you should use what's known as an off-line reader. This will automatically download all the unread news items and store them on your hard disk so you can read them after you've hung-up the phone connection.

Amateur interests are served by the following popular Usenet groups:

rec.radio.amateur.antenna
rec.radio.amateur.digital.misc
rec.radio.amateur.equipment
rec.radio.amateur.homebrew
rec.radio.amateur.misc
rec.radio.amateur.packet
rec.radio.amateur.policy
rec.radio.amateur.space
uk.radio.amateur

Abundance Of Shareware

One of the great things about the Internet is the abundance of good quality shareware or free software for a wide range of computer systems.

You'll find excellent support for IBM PCs, Macintosh, UNIX, Archimedes and Amiga machines. The most common way to acquire the software is to use the Internet's File Transfer Protocol or ftp.

By far the best method to use the ftp is via what's known

as a client program. This is a software package that provides an easy to use interface to, what can be, a clumsy command line method of transferring files.

With most client programs you can select the destination site and transfer the files simply by using the mouse pointer.

Favourite ftp sites for amateurs are:

ftp.ucsd.edu
ftp.cs.buffalo.edu/pub/ham-
radio
ftp.wustl.edu/pub/hamradio

Search System

The vast size and rapidly changing nature of the Internet means that you will inevitably have to use some form of search system to find what you want. Fortunately, most of the ftp sites use a standard system for arranging their sub-directories so you can find most things using a simple manual search.

By way of an example, Windows software will normally be found in the directory path `pub/ibm/windows`. If you do need to use an automated search one of the most popular and easiest to use is called Archie and is available at a number of key sites across the Internet.

The principle of Archie operation is very simple. It relies on the Archie servers holding a database of the files available across a wide range of sites.

By using Archie client software you can search the database to find the file you want and then automatically transfer the file to your computer. Although a long way from being perfect, it does seem to be an effective way to find files.

World Wide Web

Now if you really want to

impress your friends, the World Wide Web is the service for you! The WWW is the user friendly face of the Internet and I'm sure it represents the way forward.

The WWW system uses hypertext links and extensive graphics to create a simple to use yet very powerful way to navigate the Internet. There are a number of client programs available, but for PC users the best by far is Netscape v1.0 (available from most ftp sites in the www section).

The Netscape has been designed specifically to operate with dial-up links and is optimised for use with 14.4k modems. Not only can the program display all the graphics and make best use of the system but it will handle Usenet news, mail and file transfers.

One of the best starting points for UK amateurs is <http://www.mcc.ac.uk/OtherPages/AmateurRadio.html>. If you want to just 'surf' the Net, another good starter is <http://akebono.stanford.edu/yahoo/>

Get Connected

Having whetted your appetite I'll try to give you some guidance on how best to get connected. If you're happy with just E-mail access your best bet is to use one of the many service providers that give just BBS access as this is by far the cheapest.

It's as well to make sure that the provider you choose is as close as possible to your home and preferable with the local call charge area. This will keep your telephone bill under control!

If you need to buy a new modem I would strongly recommend getting the fastest you can afford. The best value at the moment lies with 14.4kb modems, though no doubt 28.8kb units will be dropping in price soon.

Amateur Radio *And The Internet*

If you're going for full IP access you again need to pick someone close to home and use the fastest modem you can. If you want to use WWW or transfer a lot of files, a 14.4kb modem should be considered the absolute minimum.

When you start looking at service providers you will see that they operate Points of Presence or PoPs located around the country. The PoPs are just dial-up nodes that are spread around the country to help minimise telephone charges.

Ideally you should choose a supplier with a PoP within your local call area. This is because (as you'll find!) that of all the costs of getting on the Internet, telephone charges take the lions share.

Of the suppliers I have used, I found Demon to be the cheapest (£10 a month), but with some network congestion due to their fast growth rate.

The Pipex Solo network (£15 a month) has by far the best interface software and offers excellent data transfer rates and reliable access.

After sampling several full IP suppliers, my final choice has

been to go for the BBC Networking Club which at £12 per month offers reasonable costs plus excellent access and transfer rates through their use of the Pipex network.

As an added bonus, the £25 start-up fee includes a full set of software. There's also printed manual and access to the BBC's Auntie Bulletin Board system.

CompuServe for Amateurs

Whilst you can hardly open a magazine without some reference to the Internet there are alternative networks around that can offer the amateur a lot of support. One of the best established of these is the American CompuServe network.

Although CompuServe's origins lay firmly in the USA, they have extensive links to Europe and in particular the UK. The system is basically a very large bulletin board network.

CompuServe's attraction lies in its acceptance by industry as an effective electronic communications supplier. Just to take the E-mail facilities as an example, CompuServe have

interfaces to a number of external communications systems and you can use the E-mail system to send a FAX to any FAX machine world-wide.

All you have to do is insert FAX: followed by the telephone number in place of the E-mail address. For the amateur one of the main reasons for considering joining CompuServe is the extensive product support that's available.

All the major hardware and software houses have their own forums on CompuServe. You can join these for technical support or maybe to get the latest software drivers or fix files.

For dedicated amateur support there is a specialist HamNet forum. This special area of CompuServe is packed with software and advice for all aspects of our hobby. It's in this section that you will find all the satellite orbital data plus all the latest news and views.

You can also join on-line chats with other amateurs. For those of you already involved with data modes there's even a dedicated section for AEA products such as the PK-232.

Having used this system for

some time, I think there's no doubt it's one of the most effective and reliable ways to get up-to-date information. However, if you can't decide between CompuServe and the Internet you'll be pleased to hear that CompuServe have an Internet gateway that enables you to send e-mail, join Usenet groups and download software.

The other important point is that the CompuServe network is extremely easy to use. This is thanks to their excellent Information Manager software that's supplied as part of the start-up kit.


With this software you can navigate your way around all the facilities at the stroke of a key (or mouse). In addition to the software all you need is a suitable modem that can be from 2400 baud to 14.4kb.

CompuServe's pricing structure has recently been simplified and you can expect to pay around £6.50 per month subscription plus up to £3.14 per hour for downloads. For more information on CompuServe just contact their Sales line on (0800) 289378.

PW

HEWLETT PACKARD HP71B

As easy to use as a calculator but as powerful as a computer.



BARCODE READER

Smart wand
- Automatically recognises and decodes all major bar-code standards.

- A powerful set of basic functions, statements, and operators - over 230 in all - many larger computers don't have a set of basic instructions this complete.
- Advanced statistics functions enabling computations on up to 15 independent variables.
- Recursive subprograms and user defined functions.
- An advanced internal file system for storing programs and data - the HP71B has continuous memory - when you turn the computer off it retains programs and data.
- A keyboard that can be easily customised for your specific application.
- HP-IL Interface pre-installed to create a system that can print, plot, store, retrieve and display information. Control or read instruments or speak to other computers, 5000 bytes/sec. Built in ROM includes 46 separate commands. Interface to HP-11L, HP-1B, RS232C, GPIO or series 80. Includes connection cables. These are second user

systems ex NHS are fully tested and working but have no programming.
(THAT IS UP TO YOU)

HP71B.....	£29.95
Bar-code reader.....	£12.95
AC Power supply.....	£4.95
(works from batteries normally)	
Keyboard overlay.....	£1.00
(Limited quantities)	
Unknown program memory modules (2 different types).....	£3.00
(Limited quantities)	
Complete kit of HP71B, Bar-code reader and power supply.....	£39.50
(Prices include VAT - delivery next day £3.00)	
(Currently selling in USA for > \$500)	

INTERCONNECTIONS LTD

Unit 41, InShops, Wellington Centre,
Aldershot, Hants GU11 5DB
Tel: (01252) 341900 Fax: (01293) 822786

Please rush me

- ☐ HP71B powerful calc/computer @ £29.95
☐ Bar-code reader @ £12.95
☐ Power supply @ £4.95
☐ Keyboard overlay @ £1.00
☐ Memory module @ £3.00
☐ Complete kit of HP71B, Bar-code reader and power supply @ £39.50

Total payment £..... + £3 delivery = £.....

We accept Mastercard, Visa, Cheques or money order - please post the above form to us, or fax it, or telephone with a verbal credit card order

Please debit credit card no.

No..... Exp.....

Name.....

Address.....

.....

Postcode.....

Tel.....

QUANTA

Independent QL Users Group The Largest Computer Club in Europe.

Now in our 12th Successful Year. Worldwide Membership.

If you use QDOS, SMSQ, SMS2 or QXL then visit us at the "Sinclair Village". If you want to know what any of the above mean then come and see the many demonstrations of QL COMPUTING and its derivatives. Formed in 1984, QUANTA (The QL Users and Tinkerers Association) has endeavoured to promote the Sinclair QL Computer and more recently its many offsprings but essentially the "QDOS" operating system as devised by Tony Tebby.

There is a large and growing, sophisticated, supply of software which seeks to take advantage of the many benefits offered by QDOS, SMS2 etc., such as Multitasking, a recent arrival on the PC but a part of QDOS for over 10 years, the Pointer Environment and the many advantages of 32 bit computing.

It is the perfect environment for the "hobbyist" Computer user who will recognise immediately the many advantages once he has been introduced to the QL and it doesn't matter whether he is biased in favour of Software or Hardware, the scope is enormous.

QUANTA maintains a library of 70 plus disks, mostly full, which is free to members and still growing. We also run Workshops so that members can meet one another and a great time is had by all. Workshops have been held all over Europe and American and Canadian QL Users have held two meetings in the states.

Perhaps the greatest achievement QUANTA can boast about is the ease with which you can make friends and obtain help.

MEET US AT: BINGLEY HALL, STAFFORDSHIRE SHOWGROUND
ON APRIL 15th 1995 OR: THE WALTON PARK HOTEL, CLEVEDON,
BRISTOL ON APRIL 30th

Contact:

Bill Newell

213 Manor Road, Benfleet,
Essex SS7 4JD Tel: (01268) 754407



Pot Ratios

By Computer

Jim Butler GM3ZMA shows you how to get a computer to do all the hard work, calculating potentiometer ratios.

Given the input voltage and the required output voltage, it is well known how to calculate the values of resistors to use in a simple voltage divider network, such as the one shown in **Fig. 1**. First, select a value for R2 and then calculate the value of R1 using the equation:

$$R_1 = \left(\frac{V_{in}}{V_{out}} - 1 \right) \times R_2$$

It's quite straightforward so far, but what value do you select for R2? It would be very nice if you could select a preferred value for R2, do the calculations and end up with a preferred value for R1.

But in practice, you usually find that R1 turns out to be a very odd value indeed. Yes, you can always make it up from two or more preferred values, however, it would be much nicer if you could use preferred value resistors for R1 and R2. The following computer programme helps you to do just that.

The Program

The program was written in Basic to run on a BBC 'B' microcomputer. I've kept the program to a bare minimum, avoiding the use of features such as screen formatting which would be particular to BBC Basic. This means that the programme may be easily modified to other dialects of Basic used by any of the other popular home computers.

The program operates as follows: Lines 30 and 40 prompt for the input and output voltages. Lines 70 to 110 form a loop which reads the value for resistor R2 from the data

statement in line 180, calculates the corresponding value for R1 (held in the Data statements in line 90) and then displays on screen the values of R1 and R2 (line 100).

The loop is run 12 times for the step values of the E12 series of resistors. The program then prompts and waits for a key to be pressed (lines 130 and 140), before repeating the calculation using the 12 extra values of the E24 series of resistors, (line 190). Lines 20, 120 and 150 ensure that the programme ends after the E24 series calculation.

Input Voltage

On running the program you will be asked for the input voltage to the divider, and the desired output voltage. After these have been entered, the computer will print the two columns of values, R2 on the left and R1 on the right.

You must now visually inspect the right hand column for a value which is suitably close to a preferred value for the desired application. If no preferred values are seen, press any key and a new set of values will be displayed, again, visually inspect for a preferred value in the right hand column.

If none are found, then one must revert to using two resistors to make up the required value. All that remains to be done now is to scale the resistor values to an appropriate decade.

An Example

As always an example is worth a thousand words. So let's suppose you have a 12V supply and require 7.5V. After running the programme you see that suitable values are 3.36 for R1 and 5.6 for R2.

If the current drain from the divider output is low, say 1mA, the real values would be 330Ω for R1 and 560Ω for R2. This would give a standing current in the divider resistors of approximately 13mA, which is sufficiently large to swamp any voltage pulling effects due to changes in the output current.

Preferred Values

Like most analogue things, resistors are rarely of the exact preferred values with which they're marked. How close a resistor will be to its nominal value will depend on the tolerance of how much error was allowed in the selection of the resistor during manufacture. Also, resistor values will vary with temperature and age. It also depends on the material from which the resistor is made.

So, when you buy say a 100Ω resistor with a tolerance on 10%, the actual value may be anywhere between 90 and 110Ω. Similarly, a 100Ω resistor with a 5% tolerance may be between 95 and 105Ω.

To save producing an infinite number of resistor values with very close tolerance which would make them very expensive, manufacturers produce resistors in series of predefined values. Thus for 10% tolerance resistors, the 'E12' series is used, and each value in the series is 1.2 times (approx) the value of its predecessor. The 12 in E12 comes from the fact that there are 12 values in each decade.

So, the step values for the E12 series are: 1.0, 1.2, 1.5, 1.8, 2.2, 2.7, 3.3, 3.9, 4.7, 5.6, 6.8 and 8.2. These steps hold true for all decade ranges, i.e. 10 to 82Ω, 100 to 820Ω, 1000 to 8200Ω, etc.

When closer tolerance values (5%) are required, the gaps in the series are filled in by additional values in the so-called the E24 series. In this range each larger value is 1.1 times the value of its predecessor.

In addition to the all the step values of the E12 range, the E24 series also includes the

following values: 1.1, 1.3, 1.6, 2.0, 2.4, 3.0, 3.6, 4.3, 5.1, 6.2, 7.5 and 9.1.

The Computer


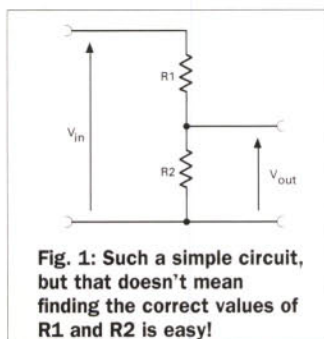
I realise that not everyone will be using the same computer as I use. So, for those of you not using BBC Basic, and I suppose that means most PC users, the variables (VIN, VOUT and FLAG) can be reduced to only the first two characters.

So now you know how to get the computer to take the strain, there's no reason not to get calculating those potentiometer values.

PW

```
10 CLS
20 FLAG = 0
30 INPUT 'Divider input volts', VIN
40 INPUT 'Divider output volts', VOUT
50 PRINT 'E12 SERIES'
60 PRINT 'R2, R1'
70 FOR N = 1 - 12
80 READ R2
90 R1 = (VIN/VOUT - 1) * R2
100 PRINT R2, R1
110 NEXT
120 IF FLAG > 0 THEN END
130 PRINT 'PRESS ANY KEY FOR E24 SERIES'
140 DELAY = GET
150 FLAG = 1
160 PRINT 'E24 SERIES'
170 GOTO 60
180 DATA 1.0, 1.2, 1.5, 1.8, 2.2, 2.7, 3.3, 3.9, 4.6, 5.6, 6.8, 8.2: REM E12 SERIES
190 DATA 1.1, 1.3, 1.6, 2.0, 2.4, 3.0, 3.6, 4.3, 5.1, 6.2, 7.5, 9.1: REM E24 SERIES
```

Listing: This is the simple program to do all the hard work. Make it as fancy as you wish if you find it useful.



NEW PRODUCTS CORNER

STOP PRESS!!!!

FT-8500

THE LATEST DUAL BAND MOBILE FROM YAESU FEATURES FULL REMOTE CONTROL FROM THE 'SMART CONTROLLER', A MICROPHONE WITH THE ENTIRE CONTENTS OF WHAT IS USUALLY FOUND ON THE FRONT PANEL! FEATURES INCLUDE 'SPECTRA-SCOPE', 112 MEMORIES, BUILT-IN CTCSS, SWITCHABLE 1200/9600BAUD PKT, + EXPANDED RANGE + MORE! PRICE, UNDER £800.



IC-706

ITS SO NEW, I HAVEN'T MANAGED TO TAKE A PIC YET! ICOM'S LATEST HF RIG SPORTS THE FOLLOWING:

- ★ SMALL, (MOBILE SIZE), 160M TO 2M ALL MODE HF TRANSCEIVER.
- ★ DETACHABLE FRONT PANEL
- ★ 100W 160-6M, 10W ON 2M
- ★ BUILT IN GENERAL COVERAGE RX
- ★ PRICE £1100 BALL PARK!

ICOM IC-Z1

DUALBAND REMOTE HEAD - HANDIE!

WHILST THE OTHER MANUFACTURERS ARE OFFERING "REMOTE HEAD" MOBILES, ICOM HAVE LEAPT A-HEAD, (NO PUN INTENDED), AND ARE THE FIRST COMPANY TO OFFER A FULL FEATURE DUALBAND HANDIE, WITH A REMOVABLE FRONT PANEL!

RRP: £529.00

Don't forget the IC-W31. Same spec. as the Z1, but without a removable front panel. Only £339.00.



IC-PS85

NEW EMC APPROVED AC 20 AMP POWER SUPPLY FOR THE ICOM RANGE. MATCHES IC-820H, IC-737A, IC738 & IC-736. £229.00

ALINCO DX-70 HF+6M TRANSCEIVER!

SLIGHTLY SMALLER THAN THE TS-50, THE NEW DR-70 IS AN ALL MODE 100W MOBILE TRANSCEIVER WITH 6M AT 10 WATTS, THROWN IN! THE FRONT PANEL IS REMOVABLE FOR EASY PLACEMENT IN THE CAR. CALL FOR FURTHER DETAILS. PRICE? AROUND £1100.



ADI TELECOM

A TWO METRE HANDIE, FOR UNDER £170? YES! FURTHER MORE, IT HAS DIGITAL DISPLAY, KEYPAD ENTRY AND COVERS 130 TO 16.995MHZ! BUILT BY ONE OF THE WORLDS LARGEST TELECOM MANUFACTURERS, RELIABILITY IS SECOND NATURE! ONLY £169.95, COMPLETE WITH BATTERY CASE & HELICAL ANTENNA.

ALINCO DR-610H DUAL BANDER

THE LATEST FROM THE ALINCO STABLE, THE DR-610H IS THE ONLY DUAL BANDER WITH ON LINE "CHANNEL SCOPE". 50W ON 2M & 35W ON 70CM, SEPARATE CONTROLS FOR BOTH BANDS AND HAS A FULLY "REMOTE" HEAD UNIT.



ALINCO DR-150H 2M FM 50W

ANOTHER ALINCO FIRST! 50 WATTS ON 2M FM, WITH A BUILT IN "CHANNEL SCOPE", ALLOWING YOU TO VIEW ACTIVITY EITHER SIDE OF YOUR OPERATING FREQUENCY.



ALINCO DJ-F32

BASED ON THE VERY POPULAR ALINCO DJ-580, THE NEW ALINCO DJ-F32 HAS BEEN UPGRADED IN EVERY RESPECT. A LARGER, CLEARER KEYBOARD HAS BEEN FITTED ALONG WITH NUMEROUS OTHER OPERATOR IMPROVEMENTS.

PLUS!!!! DON'T FORGET THE ALL MODE, 500KHZ TO 55MHZ HF TRANSCEIVER - "DR-X95"



EXISTING ALINCO PRODUCTS

DJ-580E DUALBAND.....	£369
DR130E 50W 2M FM.....	£279
DRM-06 25W 6M FM.....	£279
DJ180E 2M HANDIE.....	£189
DJ480E 70CM HANDIE.....	£229

MARTIN

G4H

THE AMATEUR RADIO

THE NEW ICOM IC-775DSP

When Icom introduced the IC-781 HF transceiver almost 7 years ago, it was the very best money could buy.

At the Picketts Lock Exhibition in London, Icom U.K. unveiled their new World Beater - the new IC-775 DSP.

This new 200W HF Transceiver offers you full Digital Signal Processing, separating the desired signal components from the noise before entering the audio stage of the receiver. In this way, outstanding signal to noise is achieved providing clean, clear audio SSB, easy to copy RTTY and crisp clear SSTV reception.

It doesn't stop there; In DX pile-ups on CW, try switching in the ultra narrow 80Hz CW filter automatically linked to the Digital Audio Peak Filter, which links your set CW pitch, zeroing in on the exact frequency you want.

At the recent HF Convention last year, Peter Hart was asked, "what is the new technology to appear for nineties?". "Proper Digital Signal Processing", rather like the move from valves to transistors, analogue synthesisers to direct digital synthesisers, "DSP" will be the next revolution in radio design. Icom are offering you exactly that - today!

Offered with a 5 year "PEACE OF MIND" warranty, only from Martin Lynch.



Available right now in limited supply, from your NUMBER ONE RETAILER - Martin Lynch.

TONNA ANTENNAS

NEW LOWER PRICES!

2 METRES		
4 ELE FIXED	8.9db.....	£39.95
9 ELE PORTABLE	13.1db.....	£46.95
9 ELE FIXED	13.1db.....	£41.95
11 ELE FIXED	14.0db.....	£72.95
9 ELE CROSSED	13.1db.....	£79.95
17 ELE FIXED	15.3db.....	£86.95

70CM		
9 ELE FIXED	13.0db.....	£39.95
19 ELE FIXED	16.2db.....	£48.95
21 ELE FIXED	18.2db.....	£64.95

6CM		
5 ELE FIXED	10.0db.....	£66.95

23CM		
23 ELE FIXED	18.1db.....	£44.95

PLUS ALL THE SPLITTERS, FRAMES ETC.
AT REDUCED PRICES.

CUSHCRAFT ANTENNAS

R7 VERTICAL.....	
R5 VERTICAL.....	
A4S 4ELE BEAM.....	
A3S 3ELE BEAM.....	
A3WS 18/24 BEAM.....	
D3WS 10/18/24.....	

PRO-AM ANTENNAS

IF YOU WANT TO BE HEARD ON MOBILE "HF", THEN CHOICE "PRO-AM" RANGE FROM

PHF-160 Enormous 160M Centre Load
PHF-80 Almost as big 80m Centre Load
PHF-40 The muts nuts on 40m, at a price
PHF-20 The way to DX, (safely) on 20m
PHF-15 You guessed it, the same but smaller
PHF-10 I'll give you one guess.....
AB-5 5 bander 10-80 in one antenna
BB-2 Massive Spring mount for LF
116-NP gutter mount with 3/8 thread
142-ADP Body mount with 3/8 to SC

24-HOUR B.B.S. LYNCHLINE IS NOW OPEN

By dialling 0181 - 566 0000, via your computer and modem, listings of my NEW & USED stock are available to view. You can place orders, leave queries on a particular product or just "browse" at your leisure. There is no "log-on" fee, no monthly subscription, bar the telephone call made to the shop. As the months go by, Product Reviews will be added together with SPECIAL OFFERS that I am not allowed to print in this magazine! If you haven't got a PC (or a suitable modem), then call us about the new German made "Peacock" range of commercial grade "Radio Ready" P.C.'s. They are excellent value and are offered with a two year warranty!



0181-566 0000

140 - 142 NORTHFIELD AVENUE

AFTER HOURS: 0973 339 339

FAX: 0181 566 0000

Yes I Would Rather Buy

FREE FINANCE

No catch, no extended payment schemes - no interest! If you are in full time employment or retired/invalidity benefit then you can probably take advantage of our free finance option. Call or write today for details.

IF YOU DON'T WANT TO TAKE ADVANTAGE OF MY FREE FINANCE AND WOULD RATHER PAY CASH, CHEQUE, CREDIT CARD OR TRADE-IN, THEN CALL 0181 - 566 1120 TODAY FOR EXPERT ADVICE. I promise you the best overall deal in the U.K. Get ringing, or you'll miss the bargains!

*Please NOTE prices & monthly payments are based on 17.5% VAT & no more price increases! E&OE

Martin Lynch is a licensed credit broker. Full written details are available on request.

LYNCH

EXCHANGE CENTRE

BARGAIN HUNTER PRICES

HF EQUIPMENT

ICOM	LIST	ML PRICE
IC707	£895	ML PRICE
IC738	£1649	ML PRICE
IC736	£1969	ML PRICE
FT840	£899	ML PRICE
YAesu	LIST	ML PRICE
FT900	£1349	ML PRICE
FT900AT	£1549	ML PRICE
FT900DC	£1999	ML PRICE
FT990AC	£2299	ML PRICE
FT1000	£3699	ML PRICE
FRG100	£559	ML PRICE
KENWOOD	LIST	ML PRICE
TS50S	£999	ML PRICE
TS450S	£1399	ML PRICE
TS450SAT	£1549	ML PRICE
TS850S	£1899	ML PRICE
TS850SAT	£1849	ML PRICE
TS950SDX	£3799	ML PRICE

VHF/UHF MOBILE, BASE & HANDIE

ICOM	LIST	ML PRICE
IC281H	£449	ML PRICE
IC2340H	£689	ML PRICE
IC820H	£1795	ML PRICE
IC21	£529	ML PRICE

BEAT THE YEN PRICE INCREASES
PHONE TODAY

YAesu	LIST	ML PRICE
FT11R	£299	ML PRICE
FT41R	£339	ML PRICE
FT23R	£269	ML PRICE
FT530R	£499	ML PRICE
FT51R	£499	ML PRICE
FT290R	£539	ML PRICE
FT690R	£539	ML PRICE
FT790R	£639	ML PRICE
FT736R	£1789	ML PRICE
FT5200	£679	ML PRICE
FT5100	£629	ML PRICE
FT2500M	£369	ML PRICE
KENWOOD	LIST	ML PRICE
TS790E	£1849	ML PRICE
TM255E	£899	ML PRICE
TM455E	£999	ML PRICE
TM742E	£829	ML PRICE
TM733E	£739	ML PRICE
TM251E	£389	ML PRICE
TM455E	£429	ML PRICE
TH79E	£449	ML PRICE
TH22E	£239	ML PRICE
TH42E	£269	ML PRICE

REMEMBER! ANYTHING OVER £200 WE CAN
FINANCE, EVEN HEAVILY DISCOUNTED PRICES,
USUALLY AT ZERO APR! JUST CALL OR WRITE
FOR DETAILED INFORMATION.

BEAT THE YEN PRICE INCREASES
PHONE TODAY


Why RADIO READY?

Now there's a question! Firstly, the PEACOCK range of PC's were chosen by Martin Lynch for their LACK of RFI in comparison to other makes evaluated. Secondly, the machines are configured for your own specific requirements. For example, if you wandered into your local PC store and asked for the system to be set up to run a new PK-900, operating your six metre rig and at the same time control a logging program for all the contacts you've made over the last fifteen years, he'll probably look at you with a rather blank expression. Get the picture? People buy computers from MARTIN LYNCH because we understand your requirements and make sure it operates with software and products related to the 'Ham Shack'.

Furthermore, buying a NON BRANDED MACHINE is rather like buying a 'KIT' car; (would you feel confident buying a 'Chinese' copy of the latest HF rig, made up from whatever bits the supplier had at the time?). Buying a recognised name will ensure a better resale value, not to mention quality of assembly.

Specifications

Motherboard	VLB
Cache	256K
RAM	See each machine
HDD	See each machine
Controller	VL Bus
VGA card	SPEA VEGA PLUS
VGA Mem	1MB, VLB
FDD	3.5" 1.44MB
Keyboard	Yes - Cherry
Mouse	Yes - Logitech
Software	DOS V6.2, WFW V3.11
Monitor	14" SVGA .28 pixels Non-interlaced, Low Radiation with Power Management



All items are available on Low Cost Finance, call for details. Please note: The QUAD speed CD-Rom, 16 BIT sound card & speakers shown in the photograph are optional extras costing £295.

PEACOCK

FOUR OF THE BEST

PEACOCK DX2/66 BASIC PC

4Mb RAM, 420Mb Hard Disk Price incl. VAT, £1099.00

PEACOCK DX2/66 'PREMIUM' MULTIMEDIA QUAD PC

4Mb RAM, 540Mb Hard Disk, 2Mb VGA Mem,
Quad Speed CD-Rom, 16 Bit Sound Card, Speakers Price incl. VAT, £1599.00

PEACOCK PENTIUM 60 PC

8Mb RAM, 540 Mb Hard Disk Price incl. VAT, £1499.00

PEACOCK PENTIUM 60 'TAKE' MULTIMEDIA QUAD PC

8Mb RAM, 540Mb Hard Disk, Quad Speed CD-ROM,
16 Bit Sound Card, Speakers Price incl. VAT, £1789.00

Carriage extra at £20 per system, UK Mainland.

All machines are loaded with HAM software, including Log Program, Packet Controller, Word Processor, DOS V6.2, Windows for Work Groups V3.11, plus lots more.

*Pentium 90 and DX4/100 Machines are also available.

ENNAS

.....	£369.00
.....	£279.00
.....	£428.00
.....	£349.00
.....	£275.00
.....	£179.00

IAS

WORD RUNNING
DOSE THE FAMOUS
VALOR, USA.

aded Whip.....	£54.95
aded Whip.....	£24.95
mere.....	£22.95
Om.....	£19.95
t on 15m.....	£19.95
.....	£19.95
It works!.....	£89.95
Whips.....	£49.95
.....	£6.95
239.....	£9.95

AEA PRODUCTS

DIRECT USA FACTORY APPOINTED

PK-232MBX Deposit £29.95, 12 x £25 plus FREE software worth £29.95! RRP £329.95
PK-900 Deposit £47.95, 12 x £36.00 plus FREE software worth £29.95! RRP £479.95
NEW!! PK-12 RRP £139.95
NEW!! PK-96 RRP £199.95
ISOLOOP 10-30MHz The very best LOOP ANTENNA! Deposit £39.95, 12 x £30.00. FREE CARRIAGE! RRP £399.95
IT-1 IsoTuner for ISOLOOP RRP £269.95
KK-1 Keyboard Keyer. The ultimate Morse Keyer. RRP £229.95

TS SERENE ANTENNAS

THE LOWEST PRICES.
HIGHEST QUALITY

BASE		
TSB-3315	2/70 BASE 8.5/11.9db.....	£119.95
TSB-3304	2/70 BASE 6.0/8.4db.....	£79.95
TSB-3303	2/70 BASE 3.0/6.0db.....	£42.95
TSB-3301	2/70 BASE 6.5/9.0db.....	£74.95
TSB-3302	2/70 BASE 4.5/7.2db.....	£59.95
TSB-3302	2M BASE 6.5db.....	£37.95
MOBILE		
TSM-1005	2M 7/8TH 5.2db MOBILE.....	£39.95
TSM-1320	2/70 2.1/3.8db MOBILE.....	£19.95
TSM-1326	2/70 2.1/5.0db MOBILE.....	£27.95
TSM-1332	2/70 4.5/7.2db MOBILE.....	£42.95
TSM-1607	2/70/23 2.8-8.8db MOBILE.....	£49.95

E, EALING, LONDON W13 9SB

81 - 566 1207 B.B.S.: 0181 - 566 0000

From Martin Lynch!

0181-566 1120



Officially appointed "Master Dealer" by YAesu U.K.



5 YEAR UK WARRANTY FOR AMATEUR RADIO

Purchase a new piece of gear from Martin Lynch and he'll offer you the chance of a whole FIVE YEARS WARRANTY, covering parts & labour but excluding "dial lights." In the event of a break down, the warranty also includes COLLECTION & DELIVERY on the U.K. mainland.

Furthermore, buy a USED piece of gear from him and he could offer you a staggering FIFTEEN months warranty. It does cost, but for less than the cost of ONE HOURS labour per year, you can now have TOTAL PEACE OF MIND. Think about it next time you buy a new or used piece of kit. If you would like more details or have purchased equipment from MARTIN LYNCH within the last SIX MONTHS, then hurry. The extended warranty could still be available to you.

Take
5

THE MARTIN LYNCH
5 YEAR WARRANTY

Telephone Jennifer on 0181 566 1120
and ask about 'Take 5'

Around The Loop

Richard Q. Marris G2BZQ discusses variants of the loop antenna

Loop antennas are with us in many forms and variations of those forms. They produce a certain amount of confusion!

The fact is that a loop antenna is one, or more, turns of wire (or tubing) which resonates, or is resonated, to a required frequency in the v.l.f., l.f., m.f., v.h.f. and u.h.f. bands. Furthermore, with correct design, the loop, irrespective of type, can be matched into the modern communications receiver and loaded, in many cases with a transmitter. Loop antennas are bi-directional.

Loops also appear in several basic types, and each type incorporates many variations. This therefore adds to the apparent confusion.

Basic Full Wave

The basic full wave, or quad, loop has a circumference equal to one wavelength (or a multiple) at one frequency. Because on h.f. there may be large dimensions involved, this loop is more usually considered ideal for u.h.f., v.h.f. and the higher h.f. bands. Those lucky amateurs with a large area of real estate, can use them on 7 and 3.5MHz or even 1.8MHz.

The basic configuration of a quad loop is shown in Fig. 1. Here you will see that if the loop is split, and fed with a transmission line (not just coaxial feed). In this way it can be used for both transmission and reception at the resonant frequency.

Although Fig. 1 shows the square full-wave loop, it may be built in rectangular, triangular (then called a delta loop), diamond and other shapes. The loop can be mounted vertically, horizontally or even sloping, because of its versatility. The quad loop is well documented in the many antenna books.

Half-Wave Loop

The next smaller version I'll consider is the half-wave loop antenna. This antenna has a circumference equal to a half-wavelength. It can also be mounted horizontally or vertically.

The loop may be fed, as shown in Fig. 2,

with a coaxial feedline, although a balanced feed would be better. An insulator placed diametrically opposite, holds the loop in tension.

The operation of the half wave loop is similar to a dipole. And there are those who contend that it's not a loop, but a dipole folded back until the ends nearly meet.

Whatever the action of the half wave antenna - it looks like a loop! As with the full-wave loop antenna, half-wave loops may be circular, square, rectangular and diamond in shape, as long as they are symmetrical.

Good results have been achieved with the half wave loop antenna on 144MHz, using tubing for the conductor. An excellent 144MHz design has been described by F. C. Judd G2BCX†.

Small HF Loop

The small h.f. loop antenna is often used for reception on the lower h.f. bands, e.g. 3.5 and 1.8MHz. It may be built in both the screened and unscreened style. With care, and ingenuity, it's possible to load a transmitter into it, giving a compact table-top antenna.

The diagram Fig. 3 shows the basic small h.f. loop. The circumference of the outer, tuned loop can be between 0.1 and 0.3% of a wavelength. It can be made with one, or more turns and brought to resonance with a variable capacitor.

The physical signal null on this type of loop antenna is quite sharply defined, and this helps in QRM reduction. It also makes a convenient form of a small size indoor receiving antenna.

Look now at the drawing of Fig. 4, which shows a screened loop antenna. This type of antenna is often used on the low frequency amateur bands. It's made of a circle of coaxial feedline (or tubing), resonated with a variable capacitor, with the outer braid screening split at the top, as shown.

The outer braiding acts an electrostatic screen. It can be between 0.1 and 0.3% wavelength long in circumference. It is highly directional with excellent nulling to reduce QRM and the shielding reduces/eliminates QRN.

Various coupling methods can be used - the

simplest being shown in here. This type of loop is only really suitable for receiver use.

Medium Wave

Physically small loops are often used by medium wave DXers because of their excellent anti-QRM nulling capability. These small loop antennas normally consist of a number of turns of wire, wound on a frame, or box, about a metre square (40in x 40in). This winding is normally resonated to the receive frequency with a variable capacitor.

A single low impedance coupling turn is added to enable attachment to the receiver's input. Many articles have been written about m.w. loops, but one of the best, and clearest, is by Charles Molloy G8BUS.

The G8BUS m.w. loops were described in his article in PW back in November 1979. There have been designs without the coupling coil. The coil is replaced by directly coupling the loop to an f.e.t. or transistor pre-amplifier. Some articles have appeared in our sister publication *Short Wave Magazine* over the past few years.

Long Wave

It's possible to use loop antennas on long wave, and these antennas are ideal for those interested in long wave DX reception. Few designs have appeared in print. But one method often suggested is to take a m.w. loop, as above, and insert a 3 or 4mH r.f. choke in series with the winding.

Insertion of a choke does work, but it's not efficient enough for real l.w. DX reception. I've designed and made several l.w. loops. It's a formidable task, involving winding three to four times as much wire, as for a m.w. loop.

Tests I've carried out, have indicated that a spiral loop gives better nulling and sensitivity than a box type loop. My best design achieved has been written up under the title 'The Long Waver'.

I hope this article has given you a thirst to get out and try a loop antenna on your band of interest, whatever it is. So get looping! PW

Fig. 1: The basic full wave loop antenna. Note the complete connection.

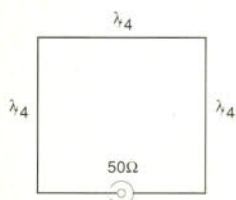


Fig. 2: A smaller half-wave loop antenna. Is this really a folded 1/2 dipole?

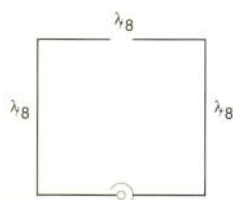


Fig. 3: A physically small loop with an inductively coupled tuning loop.

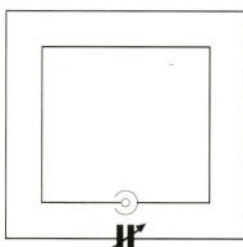
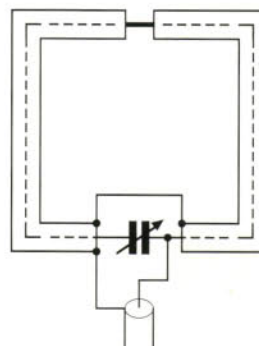


Fig. 4: A shielded small tuned loop antenna.



NEVADA

.....Everything For The Radio Enthusiast!

... This Month I have released our New Drae Low cost Magnetic Loop Antennas. They are perfect for loft mounting or as a low profile outdoor antenna. I have a full info sheet available upon request.

73

Mike Devereux G3SED



PAY BY THREE POST DATED CHEQUES - Interest Free!

Simply divide the price into 3 equal payments. Write 3 cheques dated in consecutive months starting with today's date. Write your TELEPHONE NUMBER, CHEQUE CARD NUMBER & EXPIRY DATE on the back of each cheque. Post them to us with your order remembering to include your full postal address. When we receive your order/cheques correctly completed - subject to status we will send the goods immediately.

.....The hardest part is deciding what to buy!

Looking for the Very Best Deal?

THEN CALL US LAST!

We will give you our best price.
... and spread the cost over 3 months!

YAESUMaster Dealer
KENWOODSpecialist Centre
ICOMMain Stockist

Plus full in house service centre for peace of mind

YAESU

FT51R - Computer design, multitasking and now with Windows. This is without doubt the 1995 Handie of the Year! Packed full with all the latest features and options.
Special Price.....Save £80.....**£419**



FT900AT.....	Save £260	Master Price.....	£1289
FT840.....	Save £130	Master Price.....	£769
FT990.....	Save £440	Master Price.....	£1859
FT736R.....	Save £150	Master Price.....	£1639
FT 5100.....	Save £100	Master Price.....	£529
FT11R.....	Save £40	Master Price.....	£259
FT41R.....	Save £60	Master Price.....	£279
FT530.....	Save £131	Master Price.....	£365
FT290R.....	Save £100	Master Price.....	£439
FT690R.....	Save £100	Master Price.....	£439
FT2500M.....	Save £40	Master Price.....	£329

KENWOOD

TS505 - Over a year and a half later this is still the Number One H.F. Transceiver.
TS505.....Save £110.....Our Price.....**£889**



TS-850SAT.....	Save £220	Our Price.....	£1629
TS-450SAT.....	Save £220	Our Price.....	£1329
TS-790E.....	Save £220	Our Price.....	£1629
TM-733E.....	Save £80	Our Price.....	£649
TM-255E.....	Save £100	Our Price.....	£799
TH-79E.....	Save £50	Our Price.....	£399

AKD

A range of British made low cost transceivers - that offer outstanding value for money. At these prices we just can't keep up with the demand!



2001.....	2mtr 25/5W FM.....	£193
400.....	4mtr 25/5W FM.....	£193
6001.....	6mtr 25/5W FM.....	£193
7003.....	70cm 3W FM.....	£193



STOP HERE!
For The UK's Best Part Exchange Deal
Call us now, we guarantee you will not be disappointed.

HOTLINE:- (01705) 662145

NEVADA COMMUNICATIONS. 189 London Road, Portsmouth, PO2 9AE.

NEW MAGNETIC LOOP ANTENNAS

- ★ (3 - 30) MHz Coverage
- ★ 200W PEP Power
- ★ Remotely Tuned

- ★ Flexible Loop Allows Loft Mounting
- ★ Low Visual Profile



Our new Drae magnetic loops use high quality semi rigid 13mm Japanese Ultra low loss cable for the radiating element, making loft mounting possible and a low visual impact when mounted outdoors. Each loop is supplied c/w remote tune control for full frequency coverage from the shack. Fibre glass construction ensures full weatherproofing. Comparisons of Drae Loops with 32mm Aluminium loops have shown no significant difference on receive, or transmit at low power.

MODEL ML80

Freq: (7 - 30) MHz continuous
Diameter: 80cms
Control Unit: Supplied - req. 6V DC
Price:**£179.95** (P&P £5.75)

MODEL ML170

Freq: (3 - 10.3) MHz continuous
Diameter: 1.7 mtrs
Control Unit: Supplied - req. 6V DC
Price:**£199.95** (P&P £6.75)



BRITISH MADE HIGH QUALITY PRODUCTS




CLASSIC POWER SUPPLIES from DRAE, Solid, reliable and fully protected - Why gamble, Buy the Best!

- ★ Over Current protection
- ★ Short Circuit protection
- ★ Low ripple & noise
- ★ Meets full UK safety specs.
- ★ Voltage 13.8V ± 0.2V
- ★ 24 Amp Power Supply.....**£139.95**
- ★ 12 Amp Power Supply.....**£109.95**
- ★ Over Voltage protection
- ★ Over Temp. protection
- ★ High Peak Surge current
- ★ Convection cooled
- ★ 1.5 mins at full output

HIGH POWER ATU COMPONENTS

TC 250

Variable Cap: 13 - 250 pF
B/Down Voltage: 7.8 KV
Air Gap: 4mm
Size: 101 x 105 x 88mm
Price:**£24.95**




TC500

Variable Cap: 13 - 500 pF
(Twin Gang)
B/Down Voltage: 7.8KV
Air Gap: 4mm
Size: 100 x 117 x 190mm
Price:**£34.95**



TC48 Turns Counter

Designed to drive a roller coaster or similar. Dial indicates 1 unit for 1 rev. of counter 48 turns max.
Price:**£19.95**



CONTROL KNOB

A professional graduated control Knob. 6cm outer dia. with 6mm shaft.
Price:**£3.57**



Quality Used Equipment

All Safety Tested & Guaranteed For 3 Months

SHORTWAVE RECEIVERS

Kenwood R1000 - Digital S/W Receiver.....**£350**
Yaesu FRG100 - Excellent S/Wave RX.....**£475**
Yaesu FRG7700 + VHF Conv. - G.Con.....**£425**
Yaesu FRG8800 + VHF Converter.....**£495**

HF TRANSCEIVERS

Icom IC707 HF - Add FM if needed (1 only).....**£775**
Icom IC728 - HF 100W Fitted AM/FM board.....**£750**
Icom IC730 - 100W Mobile H.F.....**£499**
Kenwood TS120S + VFO120S - Filtered.....**£495**
Kenwood TS140S - Boxed Excellent Con.....**£695**
Kenwood TS520SE - Good Faithful H.F.....**£385**
Kenwood TS830/S - A very nice example.....**£595**
Kenwood TS850SAT. Boxed in V.G.C + Extras.....**£1495**
Tokyo H.P. - 1.5m H.F. Mono Bander.....**£175**
Yaesu FC102 - Extremely rare matching A.T.U.....**£225**
Yaesu FT102 - H.F. Base. Immaculate Condition.....**£545**
Yaesu FT707 - V. Well Looked After.....**£425**
Yaesu FT840 - As New, HF + AM Filter & Mic.....**£795**

HANDHELDS

Alinco DJ-160 - Case, Spare Battery, ave. cond.....**£125**
Alinco DJ-580E - Boxed less than 6 mths old.....**£285**
Icom IC-P4E - 2m Handie Boxed.....**£215**
Icom IC 2SRE - 2m Handie Boxed.....**£195**
Kenwood TH 78E - Boxed only one owner.....**£349**
Kenpro KT220 - 2m Handies, K.Pad+LCD.....**£165**
Yaesu FT-23R - Mini 2m Handie. Ave.....**£125**
Yaesu FT-530 - Dual Handies. Last 1 as new.....**£375**
Yaesu FT-727 plus Drop in Chgr - All Boxed.....**£325**

MOBILE/BASE TRANSCEIVERS

Alinco DR130 - 2m FM 45 Watts.....**£299**
Icom IC-471E - 70cm mobile. Ave Cond.....**£325**
Kenwood TM255 - 2m m/mode (1 only).....**£725**
Trio TS700S + VFO+Spk, Mutek F. End.....**£595**
Yaesu FT-290 MkI - Choice of 2 models From.....**£285**
Yaesu F-290(Mk II) - Good 2m m/mode VGC.....**£395**
Yaesu FT-480R - 2m mobile Boxed as New.....**£385**
Yaesu FT-726 - Mint Condition Fitted 2m Mod.....**£625**
Yaesu FT-780R - 70cm mobile. Boxed as New.....**£395**
Yaesu SC-1 Station Console Never Seen Another.....**£165**

Use Your Credit Card
For Same Day Despatch

Let Fly On Four

The PW Martlet 70MHz FM Transceiver Part 3

As I've already mentioned, I designed the PW Martlet with a synthesiser to get away from the normal 'rock bound' crystal controlled approach normally adopted for simple (usually surplus p.m.r.) rigs. And I chose the diode matrix system because it's a cheaper and simpler approach to programming a synthesiser than an EPROM.

To help, I'll describe what goes on in the synthesiser, starting off with the division techniques used. The programmable divider in the MC145152 has internal pull-up resistors built in to all the programming lines, i.e. if no action is taken, all the lines will be at logic 1.

Divide Ratio

So, to start off, I'll explain how I set about working out the divide ratio. The select lines on the 145152 i.c. are arranged to give the following frequency steps:

A0 6.25kHz	N0 250kHz
A1 12.5kHz	N1 500kHz
A2 25kHz	N2 1MHz
A3 50kHz	N3 2MHz
A4 100kHz	N4 4MHz
A5 200kHz	N5 8MHz
	N6 16MHz
	N7 32MHz
	N8 64MHz
	N9 128MHz

And, as one example is worth a thousand words, let's now work out the two synthesiser numerical codes for the transmit and receive frequencies for operation on 70.25MHz. For this you need two codes because there are two frequencies to create - the direct transmit frequency at 70.25MHz, and the local oscillator (10.7MHz above) at 80.95MHz.

In the table I've provided you will see we have N values, i.e. N0 - N9, as well as A values A0 - A5. Coupled to these values are various frequencies associated with each value. So N3 has 2MHz associated with it. The A2 value has 25kHz alongside it and so on.

Technique Used

The technique used is to start at the biggest step end of the table of frequency codes. You then successively subtract an 'N' frequency

In part three of his 70MHz QRP f.m. transceiver project Mike Rowe G8JVE describes the diode matrix programming system used, and provides the main p.c.b. designs and associated component overlays.

(then 'A' frequencies) to leave a remainder of 0 (zero) or a positive value at each step.

To begin, you take the actual frequency you are to create (say 70.25MHz) and carry out an easy series of steps. These steps are logically the same each time, but just using different numbers.

Beginning from N9, you compare an N frequency with the desired frequency. And, if the N frequency is greater than the desired frequency, you write down a logical 0 against the N value. You then take the next lower N value's frequency and continue with the desired frequency.

If however, the N frequency is smaller, or the same as the desired frequency then subtract the N frequency from the desired one and write down a logic 1 against the N value. The resulting frequency difference between the desired and the N frequency becomes the new desired frequency.

It may seem pretty complicated but in the following description I'll call the frequency to be compared - F1. So, at the start F1 is the full frequency of 70.25MHz.

Step one is to take the biggest N frequency from the table, that's smaller than F1. So, N9's associated frequency of 128MHz is too big. But N8's frequency, at 64MHz is smaller than F1. This means N9 is a logical 0, N8 is active or a logic 1.

You now subtract N8's frequency (64MHz) from this stage's F1, and the result, 6.25MHz, becomes the new F1 for the next stage. Taking the new value of F1 (6.25MHz) we compare that with the next lower N value's frequency.

The frequency associated with N7 is 32MHz, which is bigger than the new F1, so N7 is not needed and becomes a logic 0. The present value of F1 passes on unchanged to the following stage, using the frequency associated with N6. The frequency for N6 (16MHz), is also bigger than F1 so N6 is also 0, and F1 passes on again unchanged.

So, I'll start with the transmit frequency of 70.25MHz.

The N9 frequency (128MHz) is too great so **N9 is 0**

70.25 - 64MHz = 6.25MHz so **N8=1**

N7, 6 and 5 are all bigger so **N7, N6 and N5 are 0**

6.25 - 4MHz = 2.25MHz so **N4 = 1**

2.25 - 2MHz = 0.25MHz so **N3 = 1**

N2 frequency, 1MHz, is too big so **N2=0**

N1 frequency, 500kHz, is too big so **N1=0**
250kHz - 250kHz leaves no remainder so **N0 = 1 and lines A5 to A0 are all 0.**

Synthesised Frequency

To obtain a synthesised frequency of 70.25MHz we need to leave N8, N4, N3 and N1 floating (at logic 1 remember) and put in diodes to pull all other lines down to logic 0. Now let's go onto finding the values for the local oscillator frequency at 80.95MHz.

Again **N9 is 0**

80.95 - 64MHz = 16.95MHz so **N8 is = 1**

Again N7 frequency is too big so **N7 = 0**

16.95 - 16MHz = 0.95MHz so **N6 = 1**

N5, 4, 3 and 2 frequencies are too big, so **N5, N4, N3, and N2 are 0**

950 - 500kHz = 450kHz so **N1 = 1**

450 - 250kHz = 200kHz so **N0 = 1**

200 - 200kHz leaves no remainder, so **A5 = 1**
As there was no remainder to process, **A4, A3, A2, A1 and A0 are all 0.**

So, lines N9, N7, N5, N4, N3, N2, A4, A3, A2, and A1 all require diodes to pull them to logic 0. Lines N8, N6, N1, N0 and A5 are all left floating at logic 1.

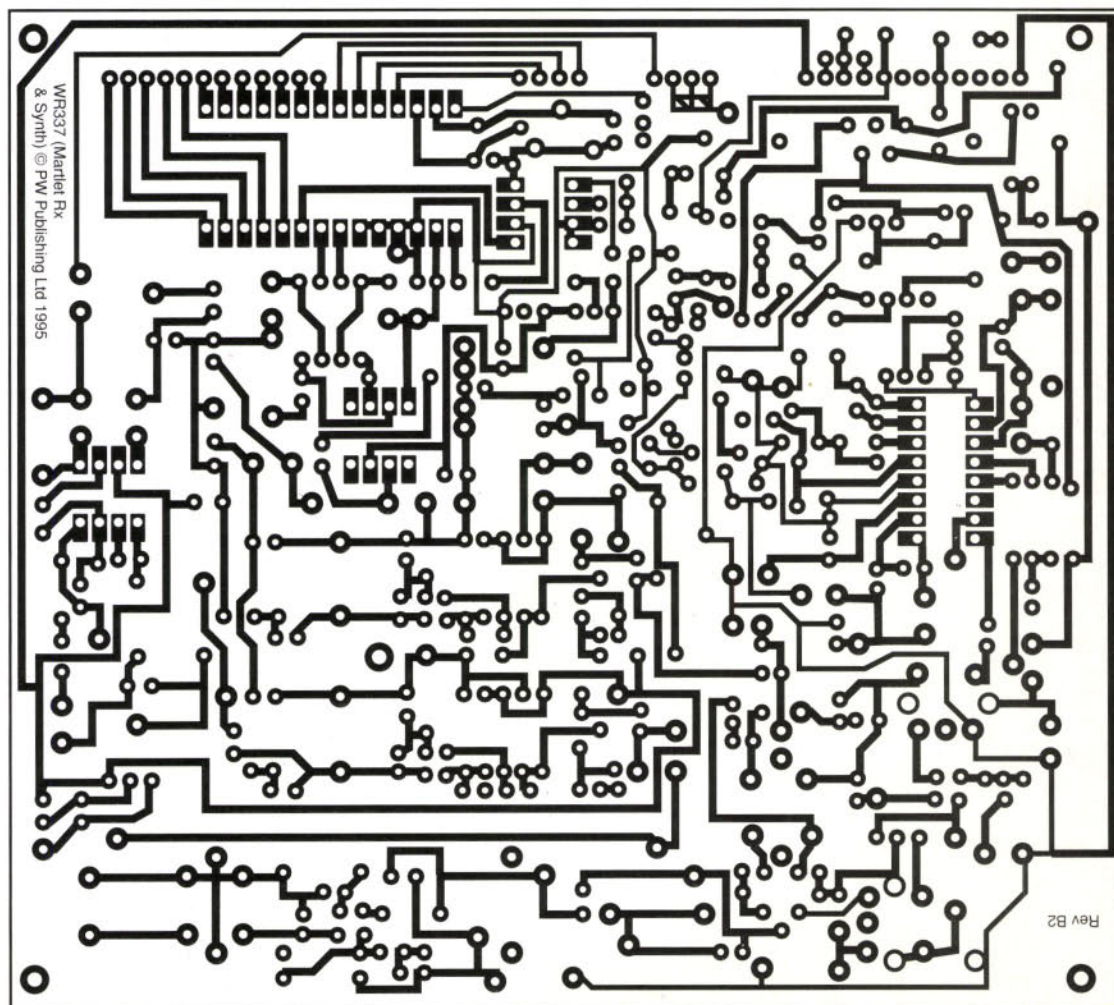
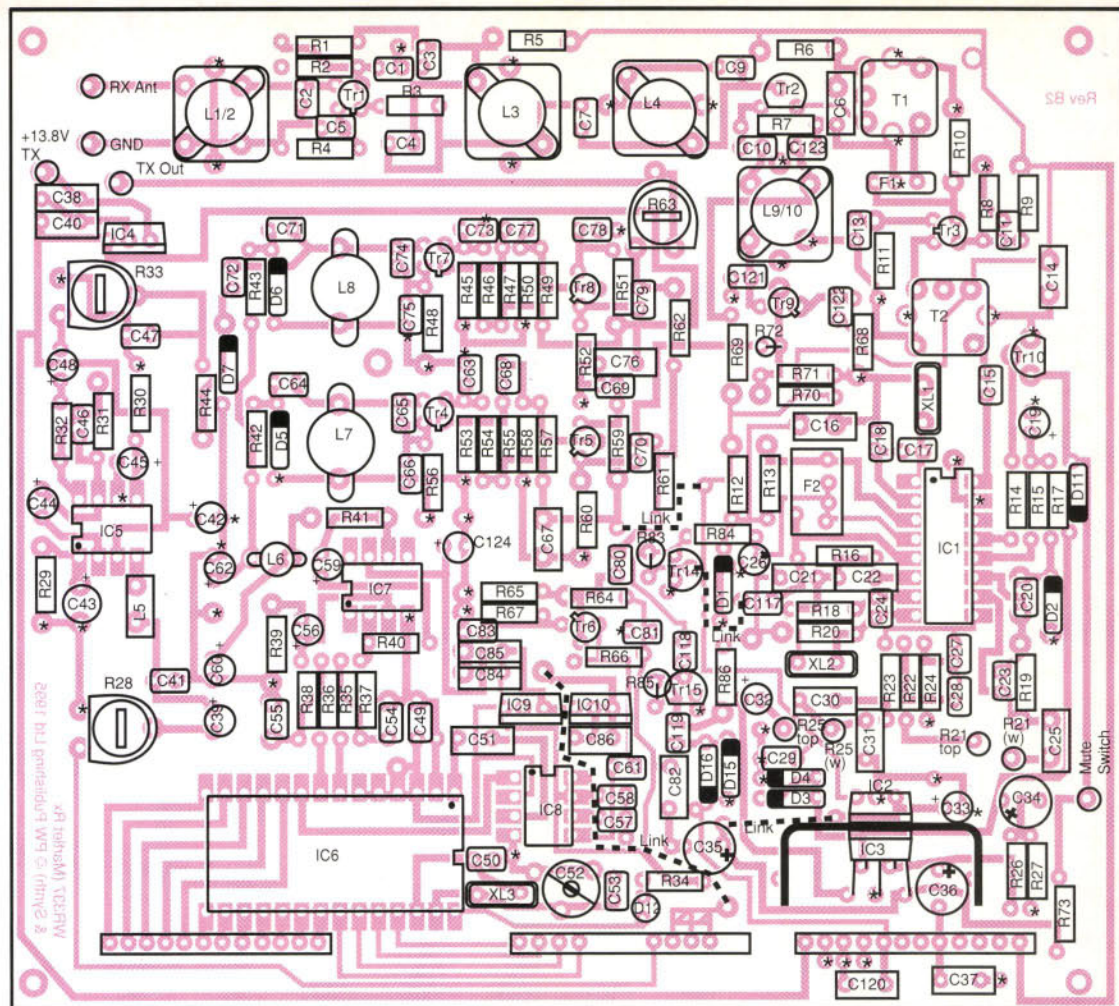
It's not difficult is it? And now that you know the method you can go ahead and calculate the other frequencies needed for the particular channels you require on 70MHz. As an aid, I've reproduced the diode requirements for the popular f.m. channels in the chart.

Enjoy Four Metres

I hope you enjoy building the Martlet and using 'four metres'. It's a great band and often neglected.

So, get busy and show everyone that there's more to 70MHz than packet radio! Let fly on four!

Fig. 1: The main p.c.b. and associated component overlay (note that the capacitors C8 and C12 shown in the circuit diagram, are in fact integral to T1 and T2 respectively). The method used for preparing the main and front panel p.c.b.s plug and socket arrangement is described in the 'Errors & Update and Shopping List Extra' panel on page 44.



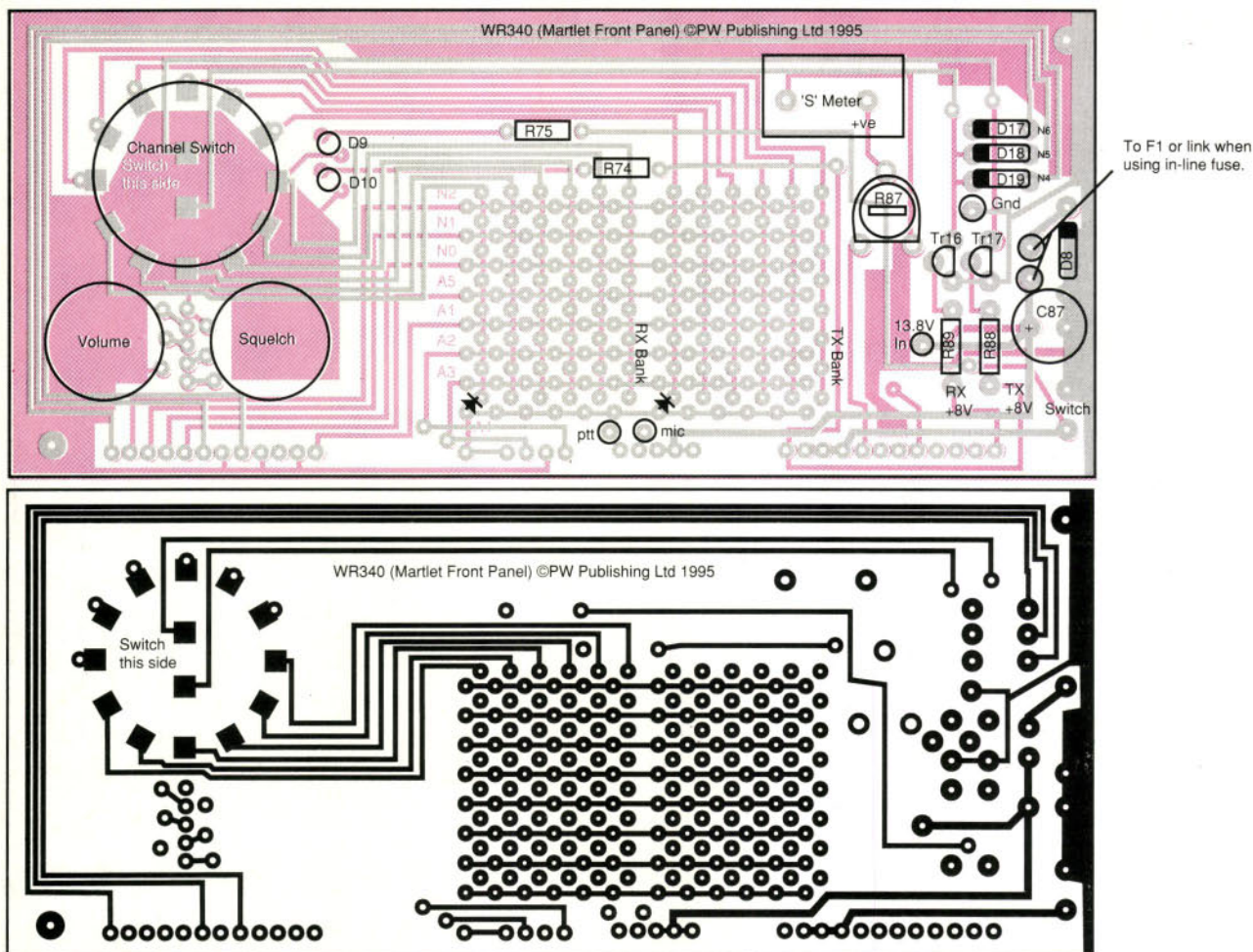


Fig. 2: The PW Martlet front panel p.c.b. and associated component overlay. The special technique needed for installation of the channel selector switch is described in the 'Errors & Updates and Shopping List Extra' panel.

Clive Hardy G4SLU reports on the PW Martlet project: At the time of writing, I've built the main board of the PW Martlet using a pre-production version of the p.c.b. As can be seen in the photographs (page 35 March, page 36 April *PW* issues), there is a lot of inter-board wiring on the original pre-publication design. However, from the experience I gained from building the prototypes, changes have now been made to the Martlet design so that the matrix and main boards now plug directly together. This greatly reduces the amount of wiring, which has to be good news! The 'S' meter has also been added since the original design.

I obtained all the components by mail order, although not from a single source. Construction of the main board was quite straightforward. However, I did make one change. Instead of the twisted wires in the receiver front end I used a 3.3pF capacitor. Initial checks on the board are done before the i.c.s are fitted. Without making any adjustments, the test results were extremely close to the values required. To complete the testing, the board was connected to the original p.a. and matrix boards. With the i.c.s fitted both v.c.o.s locked up straight away. As soon as an antenna was connected packet signals were heard on 70MHz. The adjustment needed to optimise the receiver tuning was almost nil. On transmit, 10W was easily obtained. The transmitted audio was reported to be a little quiet, which could have been the microphone. However, more than enough audio was obtained by changing R32 from 22kΩ to 2.2kΩ. So far, the Martlet has proved a delight to build.

G4SLU

Errors & Updates And Shopping List Extras

Coils L7, 8 in the original circuit diagram (page 33 March issue) should be **S18 Blue**, not S18 Green as shown.

Pin headers on main p.c.b. These are made up from one 36-way single row p.c.b. plug (Cirkit stock No. 10-70173). Break it up into two 12-way and three 4-way sections. Also needed- p.c.b. sockets. (Cirkit stock 10-70123 (6-way) x 4, and Cirkit stock No. 10-70121 (4-way) x 2.

For the audio and squelch: you will need two cable shells - Cirkit stock No. 10-0495 (5-way) x two. Also needed are crimp terminals Cirkit No. 10-04077 (10 off).

There is a special technique for mounting the channel change switch on the matrix p.c.b. The switch has the two common contacts inside a ring of made of the other contacts.

This outer ring makes it difficult to get a soldering iron in to solder the common contacts to the p.c.b. So cut the common contacts short and solder a 50mm length of insulated wire onto each contact.

Then solder the other ends of the leads onto the correct pads on the p.c.b. Gently bend out the ends of the connections on the switch and place the switch, correctly orientated of course, against the p.c.b. and solder each contact in place.

The switch should now be firmly held against the p.c.b. For the inter-p.c.b. connections for the volume and squelch controls a short 5-way lead has to be made up with the two 5-way cable shells and contacts. Use five lengths of insulated wire (but preferably short lengths of miniature audio coaxial cable) about 60-70mm long. Although the terminals are really 'crimp' types you can solder them quite easily instead.

Fig. 4: The p.a. stage p.c.b. and associated component overlay.


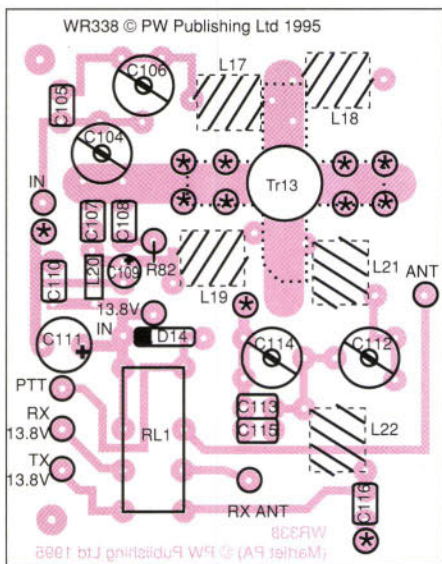
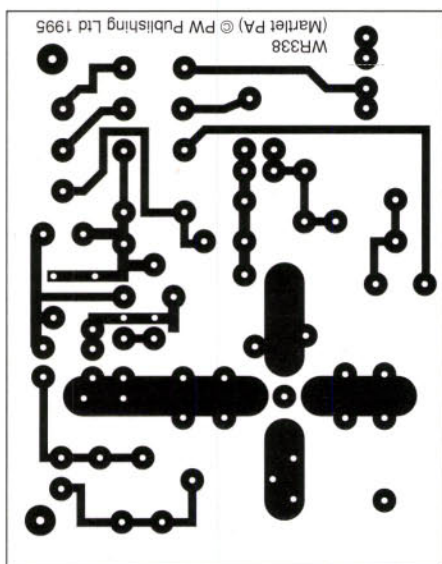

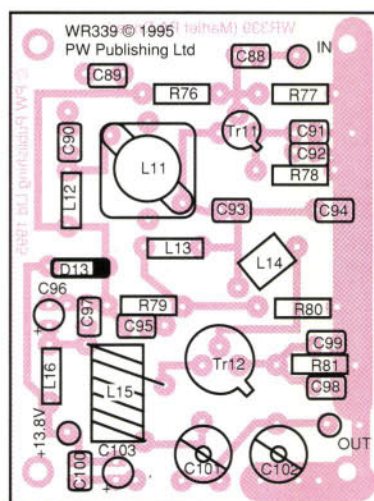
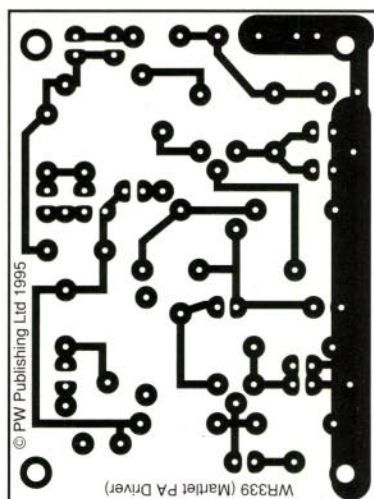


Fig. 3: The p.a. driver stage p.c.b. and associated component overlay.



Diode Matrix Programming Chart

Frequency MHz	Receiver							Transmitter						
	N	N	N	A	A	A	A	N	N	N	A	A	A	A
	2	1	0	5	4	3	2	1	2	1	0	5	4	3
70.2500	*				*	*	*	*	*	*		*	*	*
70.2625	*				*	*	*	*	*	*		*	*	*
70.2750	*				*	*	*	*	*	*		*	*	*
70.2825	*				*	*	*	*	*	*		*	*	*
70.3000	*	*	*	*	*	*	*	*	*	*		*	*	*
70.3125	*	*	*	*	*	*	*	*	*	*		*	*	*
70.3250	*	*	*	*	*	*	*	*	*	*		*	*	*
70.3375	*	*	*	*	*	*	*	*	*	*		*	*	*
70.3550	*	*	*	*	*	*	*	*	*	*		*	*	*
70.3625	*	*	*	*	*	*	*	*	*	*		*	*	*
70.3750	*	*	*	*	*	*	*	*	*	*		*	*	*
70.3875	*	*	*	*	*	*	*	*	*	*		*	*	*
70.4000	*	*	*	*	*	*	*	*	*	*		*	*	*
70.4125	*	*	*	*	*	*	*	*	*	*		*	*	*
70.4250	*	*	*	*	*	*	*	*	*	*		*	*	*
70.4375	*	*	*	*	*	*	*	*	*	*		*	*	*
70.4500	*	*	*	*	*	*	*	*	*	*		*	*	*
70.4625	*	*	*	*	*	*	*	*	*	*		*	*	*
70.4750	*	*	*	*	*	*	*	*	*	*		*	*	*
70.4875	*	*	*	*	*	*	*	*	*	*		*	*	*
70.5000	*	*	*	*	*	*	*	*	*	*		*	*	*

* = fit diode, i.e set to logic "0"

Examining An Image Problem

Murray Ward G3KZB opens his RAE notebook again and, looks further into the problems of image interference.

In the first part of this article that appeared in the February 1995 issue of *PW*, I explained what second channel interference is. I showed that it happens in the mixer stage of a superhet receiver. I also showed that the image (or second channel) frequency is always separated from the wanted frequency (the one we are trying to listen to) by twice the i.f.

This time, I'll show how designers reduce (hopefully they prevent) the problem from happening. To avoid second channel interference, we must stop the image frequency getting into the mixer. The diagram, **Fig. 1**, shows how designers try to achieve this.

Some methods used include a band-pass filter (called a preselector on some older receivers) at the antenna input. This filtering may involve a stage of r.f. amplification. They also add good screening so that the image frequency does not 'leak' in via the wiring.

The diagram of **Fig. 1** shows the layout of a 'typical' receiver, with only a single, unspecified, i.f. Many designs use a high i.f. because the wider apart, in frequency, the wanted and image frequencies are, the easier it is to separate them.

A modern communications receiver is likely to be a double superhet. But it could be a triple conversion, but let's not get too complicated.

A double superhet has two i.f.s. and in this case, selectivity (the ability of the circuit to respond to the frequency we want and

reject all others) is provided by the second i.f. which is usually low in frequency compared with the first i.f.

In fact, using a high first i.f. has two advantages: it minimises the risk of second

channel interference; and the designer can provide continuous coverage over a wide frequency range more easily. Amateur bands only receivers are a dying breed.

PW

Questions

The following multiple choice questions are similar to those that you will find in the RAE. Answers at Bottom of the page. But... no cheating!

Q1 When a superhet is tuned to 3.5MHz, its local oscillator is running at 4.0MHz. The second channel frequency is:

- (a) 500kHz
- (b) 1.0MHz
- (c) 3.0MHz
- (d) 4.5MHz

Q2 Image interference in a superhet can be minimised with:

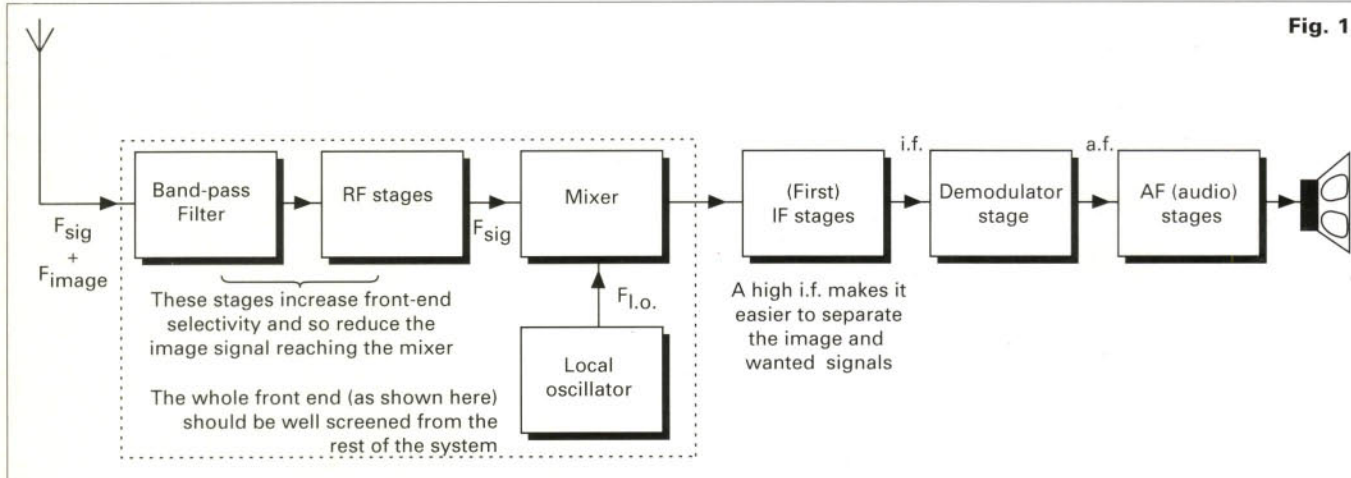
- (a) a narrow i.f. bandwidth
- (b) a stable local oscillator
- (c) a high i.f.
- (d) a wide dynamic range

Q3 A superhet has an i.f. of 10.0MHz. When receiving a signal on 29.0MHz, the frequency of the local oscillator is 39.0MHz. The image or second channel frequency is:

- (a) 49.0MHz
- (b) 58.0MHz
- (c) 68.0MHz
- (d) 87.0MHz

Q4 Second channel (image) interference is caused by:

- (a) abnormal propagation conditions
- (b) overdriving the transmitter power amplifier
- (c) deficiencies in the receiver
- (d) strong transmissions on adjacent frequencies




Again no cheating please, here are the answers.

(c) 1d (e) 3d (c) 2d (d) 1d

C.M.HOWES COMMUNICATIONS

Mail Order to: Eydon, Daventry,
Northants. NN11 3PT
☎ 01327 260178



CLEAN UP YOUR RECEPTION with this DUAL BANDWIDTH AF FILTER for £29.80!

- Reduce noise and interference! • Sharp SSB/Speech filter with faster roll-off than IF crystal filters! • 300Hz bandwidth CW filter • Printed and punched front panel • All aluminium case
- Simply connects between radio and external 'speaker' or 'phones' • Suits all general coverage receivers and transceivers • ASL5 Kit plus HA50R hardware: £29.80 (plus P&P).

GREAT PROJECTS TO BUILD!



MULTI-BAND SSB/CW RECEIVER

The new **DXR20** covers 20, 40 & 80M bands plus any other HF frequency with optional plug-in modules. The photo shows the receiver built with **DXR20** and **DCS2** ("S meter") kits and **HA20R** hardware pack (case etc.). Excellent performance and compatible with many of our transmitter and accessory kits. Optional bands include 160, 30, 15 & 10 Meters. DXR20 electronics kit: **£39.90**. HA20R hardware pack: **£28.90**

SOME OTHER KIT PROJECTS

Please send an SAE for a catalogue/data sheet or give us a ring to discuss the details of the kits and optional hardware packs. Kits are also available as assembled and tested modules at extra cost. Not all kits are listed!

ACTIVE ANTENNA KITS

AA2	150kHz to 30MHz	£8.90
AA4	25 to 1300MHz Compact	£19.90
AB118	High Performance VHF Airband	£18.80
SPA4	Scanner Pre-amp, 4 to 1300MHz	£15.90

RECEIVER KITS

MW1	Medium Wave + 160M inc. H/W	£29.90
DXR10	10, 12 & 15M SSB/CW	£27.50
TRF3	5.7 to 17MHz TRF	£15.50

TRANSMITTER KITS

CTX40	40M QRP CW inc. crystal	£15.50
CTX80	80M QRP CW inc. crystal	£15.50
AT160	80 & 160M AM/DSB/CW	£39.90
MTX20	20M 10W CW inc. crystal	£29.90
HTX10	10 & 15M SSB Exciter 50mW	£49.90
HPA10	10 & 15M 10W Power Amp	£39.90

TX TYPE ATU KITS

CTU30	30W HF & 6M with balun	£39.90
CTU150	150W 1.8 to 30MHz	£49.90

ACCESSORY KITS

AP3	Auto Speech Processor	£16.80
MA4	Mic Amp with active filter	£6.20
CM2	Electret Mic with VOGAD	£13.50
CSL4	SSB & CW Filter for DcRx etc.	£10.50
CV100	HF Converter for VHF scanner	£27.50
DCS2	"S Meter" for DC receivers	£10.90
DFD4	Add-on Digital Readout	£49.90
DFD5	Digital Frequency Counter	£54.90
ST2	Side-tone/Practice Oscillator	£9.80
SWB30	SWR/Power indicator/load	£13.90
XM1	Crystal Calibrator LF to UHF	£16.90

HARDWARE PACKS

CA4M	Houses DFD4 and PMB4	£24.90
CASM	Houses DFD5 and CBA2	£28.90
CA10M	10 & 15M Transceiver H/W	£34.90
CA30M	Houses CTU30/SWB30/ST2	£34.90
CA80M	Houses CW Transceiver	£34.90
HA10R	Houses DXR10 Receiver	£25.90
HA11R	Houses XM1 Crystal Calibrator	£11.90
HA12R	Houses ST2 Side-tone	£10.10
HA30R	Houses CTU30 ATU	£17.90
HA33R	Houses TRF3 SW Receiver	£25.90
HA150R	Houses CTU150 ATU	£16.90

Top Value SWL ATU



The new **HOWES CTU8** SWL ATU covers medium and shortwave bands (500kHz to 30MHz). Increases wanted signals by providing impedance matching, and at the same time reduces spurious signals and interference with "front end" selectivity for the receiver. Kit contains case and all parts. Top value general coverage receiving Antenna Tuning Unit.

Kit: £29.90 Fully assembled, ready to use: £49.90

PLEASE ADD £4.00 P&P, or £1.50 P&P for electronics only kits.

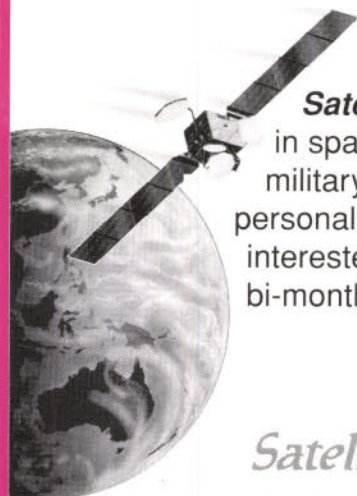
HOWES KITS contain good quality printed circuit boards with screen printed parts locations, full, clear instructions and all board mounted components. Sales, constructional and technical advice are available by phone during office hours. Please send an SAE for our free catalogue and specific product data sheets. Delivery is normally within seven days.

73 from Dave G4KQH, Technical Manager.

From the USA to the UK...

Subscribe to *Monitoring Times*® and *Satellite Times*®

Monitoring Times is the most comprehensive monthly radio hobby magazine in the industry, covering all that's new in shortwave broadcasting, scanning equipment, amateur radio, news, computers and much much more.



Satellite Times is the newest star in space, covering commercial, military, scientific, governmental and personal communications. If you're interested in satellites, you'll love this bi-monthly magazine.

If it's in Orbit
Satellite Times Covers It.



If it's on the Radio,
It's in *Monitoring Times*.

Mail this subscription form to: PW Publishing Ltd.,
Freepost, Arrowsmith Ct. Station Approach, Broadstone,
Dorset BH188 PW.

Subscription Rates include speedy Air Mail Service!

☐ 1 year *Monitoring Times* £34 (12 issues)

☐ 1 year *Satellite Times* £28 (6 issues)

Name _____

Address _____

Postcode _____

Telephone _____

I enclose cheque/PO (Payable to PW Publishing Ltd.) £ _____

Or Charge to my Access/Visa Card the amount of £ _____

Card# _____


Valid from _____ Thru _____

Signature _____

Tel _____

Credit Card orders taken on (01202) 659930

FAX orders taken on (01202) 659950



The Eddystone EC10 and associated mains power supply unit.

It's a Classic... The Eddystone EC10 Receiver

Ben Nock G4BXD looks at another 'classic'. This time it's the Eddystone EC10, a transistorised receiver, a pioneer in its day which is still in use in many shacks, including the PW offices where you'll find no less than five EC10 owners!

The EC10 communication receiver was produced by the Eddystone company from the early 1960s onwards. It's a 10 transistor, five band receiver covering 550kHz to 30MHz.

Capable of a.m., c.w. and s.s.b. reception, the EC10 can be powered from either internal batteries or an external supply. The batteries are six size D (the old U2) 1.5V cells, held in a carrier at the rear of the set or via the mains adapter that replaces the battery carrier.

Lightweight Receiver

The EC10 is lightweight and quite modern in its styling. With its blue-grey all metal case and chassis along with a cast front panel and chromium plated 'grab handles' mean the set has excellent rigidity and a solid feel to it. That's something often lacking in many modern plastics cased receivers!

Weighing in some 6.3kg (14lb) with batteries, with dimensions a fraction over 152 x 304 x 203mm (6 x 12 x 8in). The scale provides 228mm (9in) of tuning span which, combined with the slow motion drive arrangement, gives a very easy tuning rate on all but the highest range.

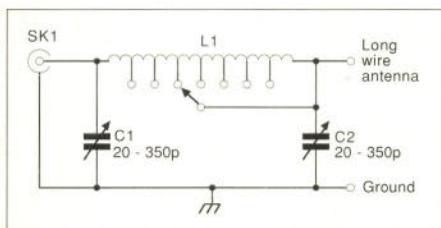
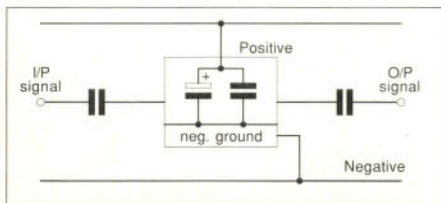


Fig. 1: Circuit of simple antenna tuning unit (a.t.u.) suitable for EC10 (see text).

Fig. 2: Method used to allow negative earthed equipment to be used with EC10 receiver (see text).



The tuning coverage on the EC10 is broken into the following ranges: **Band 1** covers 18 to 30MHz. **Band 2** covers 8.5 to 18MHz. **Band 3** covers 3.5 to 8.5MHz. **Band 4** covers 1.5 to 3.5MHz. **Band 5** covers 550kHz to 1.5MHz.

Circuit Design

The circuit used in the EC10 receiver is a single conversion design. Working with an intermediate frequency (i.f.) of 465kHz, it employs six OC171, an OC71, three OC83 transistors and three diodes.

The r.f. amplifier, an OC171, operates in grounded base configuration. The design allows automatic gain control (a.g.c.) to be applied to the r.f. amplifier and the first i.f. amplifier. The r.f. gain is adjusted from the front panel mounted control, which also varies the a.g.c. characteristics.

The EC10's local oscillator, an OC171, operates on the high side of the signal frequency on all bands. The l.o. signal is fed to the emitter of the mixer transistor, an OC171, with the r.f. signal being applied to the base of that device.

Two stages of i.f. amplification are employed in the EC10. The i.f. stage uses OC171 transistors with the a.g.c. and r.f. gain control affecting only the first stage. A diode (OA70) is used in the primary of the first i.f. transformer to help the receiver under strong signal conditions.

The output of the beat frequency oscillator (b.f.o.) when it's in use, is fed to the output transformer of the first i.f. stage. Because of this, the b.f.o. signal is amplified by the second stage along with the signal being received.

A diode detector, an OA90, is used with the recovered audio passing to the audio frequency (a.f.) gain control. The a.f. signal is then fed to the audio stages.

In the audio stage an OC71 preamplifier is used to feed a driver transistor. This drives two OC83s in a push-pull configuration.

An audio filter is capable of being switched in circuit on the receiver. This has a peak at around 1kHz and is useful for c.w. reception in noisy band conditions.

The EC10's audio output is quoted as exceeding 1W and a small loudspeaker is enclosed in the case and there's a jack socket

for low impedance headphones. Using headphones automatically mutes the loudspeaker when the jack plug is inserted.

A further diode, an OAZ203, provides a regulated supply from the main supply line. This feeds the r.f., mixer, oscillator and b.f.o. circuits with 6.5V. The remaining circuits in the EC10 are supplied with the 9V from the battery pack or mains unit.

As it's an older receiver, the EC10 has a 'positive' earth. But, when it's powered by either the internal batteries or the mains unit, the positive earth won't cause problems if the set is used with other equipment as the supply is self-contained.

However, if you intend to use the EC10 mobile, it's a different matter. The receiver will then need to be powered from a separate supply and not from the car battery (as modern vehicles are of course negative ground).

Antenna And Earth

Antenna and earth sockets are provided on the EC10's rear panel. They're marked **A1**, **A2**, **AE**, and **Earth**, for either balanced or unbalanced antennas.

Short or long wires can be connected to the EC10, along with a balanced fed antenna. If you intend using a single long wire end fed antenna, then this should be connected to **A1** with a shorting link between **AE** and **Earth**.

A coaxial cable feed from a suitable antenna also uses the combination of sockets I've just described. In this case the braid goes to **Earth**, with the inner core going to **A1**.

However, if you decide to use a balanced feeder, then it should be connected to **A1** and **AE**. And in this case the shorting link must be removed.

The popular type of short rod antenna can be used with the EC10. You should connect them to the **A2** terminal and again the **AE** socket is shorted to the **Earth** socket. Incidentally, some useful reduction in the local noise received may be gained if you can provide a good earth connection for the EC10.

Finally, as with all random length long wire antennas, some form of antenna tuning unit (a.t.u.) is advisable. I've suggested a suitable simple circuit in Fig. 1.

Servicing The Receiver

The EC10's circuitry is a very straightforward design. So there should be very little problem in servicing the receiver should it be required.

The front end, r.f., oscillator and mixer together with the coils are contained on one board. The remainder of the EC10's circuitry is on a second p.c.b.

I've provided some typical voltage readings, which are given in **Table 1**. They should be taken with a meter of at least 20k Ω /volt sensitivity, measured negative with respect to the set case and ground. Controls are set to: Range 1, 20MHz, r.f. and a.f. controls at maximum, the a.g.c. off and b.f.o. on.

Receiver Alignment

If your receiver requires alignment, **Table 2** will help. It provides the location references for the core/trimmer associated with each alignment frequency.

Alignment is carried out by selecting the correct high frequency tuning point and then injecting a modulated signal from an accurate signal generator. You then adjust the appropriate **trimmer**, select the associated low frequency point, then adjust the appropriate **inductor**.

The procedure is repeated, reducing the output of the signal generator to prevent overloading. You should continue until the EC10 is correctly aligned and no further improvement can be gained.

A good enough 'tool' for measuring the receiver is the old human ear! But, if higher accuracy is required then some form of voltage measurement of the audio output can be used. (One method uses a resistor across the speaker terminals and a voltmeter connected across it, with a modulated signal being supplied from the generator).

After alignment, set the generator to 465kHz, with the receiver to 560kHz and increase generator output until a signal is heard. Then Adjust L1 for minimum output, re-checking L6 at 560kHz afterwards.

Possible Modifications

Although there are several possible modifications for the EC10, I haven't tried any




Fig. 3: Annotated photograph showing location of inductors and trimmers for alignment purposes (see text and Table 1).

on my set. However, one modification that might be considered is the addition of a product detector to improve s.s.b. reception.

There are a few product detector kits around. But you must remember though that any new devices fitted are going to be of the wrong polarity.

Don't forget that a negative ground unit cannot be connected directly to a positive grounded set. In other words you could not connect the 'grounded' section of the new p.c.b. to the chassis of the EC10.

The EC10's earthing problem can be overcome though if the unit is isolated from the set ground. With the method I suggest, **Fig. 1**, the supply adequately decoupled with capacitors between both negative and positive of the unit and set. It permits the a.c. signals involved to pass through, while preventing short circuiting of the d.s. supply.

If you do modify your EC10, the feed from the b.f.o. to the first i.f. transformer would need removing and taking to the new product detector. The received signal could then be taken either from the transformer side of the detector diode or the collector of the second i.f. amplifier via a blocking capacitor.

The a.f. gain potentiometer could be switched between the output of the diode detector or the product detector. But a 5k Ω resistor would need switching in place of the a.f. gain potentiometer when you're receiving s.s.b., to maintain the a.g.c. load.

Fortunately, the EC10's original b.f.o. push-to-make switch has spare contacts. These could be used to re-route the audio from either the diode detector or the new product detector.

Useful Receiver

All things considered I think that the EC10 is a useful receiver. However, it does have slight drawbacks for the shortwave listener.

For example, the receiver has a cramped bandscale on the highest range. Additionally, there's no antenna 'peaking' control and fixed selectivity.

Despite my reservations, considering its size and weight the EC10 proves a very useful receiver for those with either a limited budget or limited space in which to pursue the hobby. Many enthusiasts would be well advised to seek out one of these sets at the next rally and have a good old play with it. I'm sure it will be most rewarding.

PW

Table 1: Voltage measurements

	Device	Collector	Base	Emitter
r.f. amp.	Tr1	6.35	1.0	0.68
mixer	Tr2	6.5	1.2	1.1
local osc.	Tr3	6.3	1.35	1.2
1st i.f.	Tr4	5.6	1.15	0.87
2nd. i.f.	Tr5	7.5	0.7	0.4
b.f.o.	Tr6	6.3	0.75	0.6
a.f. amp.	Tr7	4.0	0.97	0.9
driver	Tr8	8.9	1.5	1.5
a.f. output	Tr9	9.1	0.15	0.07
a.f. output	Tr10	9.1	0.15	0.07


Table 2: Alignment

Range	Freq.	Osc.	Trimmer	Mixer	Freq.	Core	Antenna
Mixer							
1	29.0	C39	C3	C21	18.0	L12	L2 L7
2	18.0	C40	C4	C22	8.5	L13	L3 L8
3	7.5	C41	C5	C23	3.5	L14	L4 L9
4	3.5	C42	C6	C24	1.5	L15	L5 L10
5	1400	C43	C7	C25	560	L16	L6 L11

Cruising On The Air

John Hines G0PNX shares his sailor's story of how he put his newly acquired radio skills to the test on a cruise around Spain and Portugal.

Yacht *Pushpa* at anchor in Munros, north-west Spain.



As my callsign G0PNX shows, I am fairly new to amateur radio. However, I have discovered that although there are plenty of licensees who are also yachtsmen, the combination is still comparatively rare. So, I'm going to share with you some of the joys and problems of operating Maritime Mobile (MM), or Mickey Mouse as some people say.

It was sailing that got me involved with radio in the first place. In 1990, my wife Margaret and I were at anchor in our yacht, *Pushpa*, in Finisterre in Spain. We got talking to the people in the only other boat in the anchorage.

There was a licensee aboard the other boat and he passed a weather forecast to us, including a gale warning. This was a help because we had been unable to receive Radio 4 in Northern Spain for some weeks.

The anchorage was less than ideal for letting a gale pass through, so both yachts moved up to Corcubion. The gale duly arrived, and I learned enough about the value of amateur radio to yachtsmen from the amateur **Trevor Liberson G0MKO** to convince me that I should learn more.

Within a month, I was wishing that I had already learnt about radio. I thought this way because I fell between two pontoons in Corunna, broke a leg and had to fly home while Margaret brought *Pushpa* home.

The complications of arranging things with friends in Britain would have been reduced if we could have talked from the boat rather than from coin box 'phones, especially as many of the calls were to **Ian Brotherton G2BDV**, a sailing friend.

Joined Class

That winter I joined an RAE class, wrote a computer program to teach myself Morse and received help and encouragement from several licensees that I already knew. By the end of July 1991, I had an Icom IC-720A, a manual a.t.u., a third battery in the boat and my own licence.

I had a month to practice at home, shoved a

bag of plugs and wire into a bilge locker before it was off to Lymington to cross to the Bay of Biscay. We intended to spend the winter somewhere in the sun!

My yacht *Pushpa* is only 32ft long. Fitting an antenna into such a limited space is not easy.

Sure, we have a mast 43ft high and lots of sea water all round to provide a good earth. But the mast is used to support sails and I was inclined to give these priority, after all, I have been sailing for over 40 years and had not had my licence for 40 days!

I made two dipoles for the 14MHz band, one ordinary and one using the CFR design called a 'Cobra' from the Orr-Cowan book on wire antennas. I hoped that the second would evade the impossibility of providing a route to take the feeder away at right angles to the antenna itself.

I'd fitted a second burgee halyard but had been warned to keep the antenna away from the mast and rigging, (not easy while sailing). A G-whip mobile antenna had been part of the deal with IC-720A so I'd bought a bracket for it and fitted that to the self steering gear which is out of the way at the stern, intending to keep the dipole for when at anchor.

I had already been told about the UK Maritime Mobile Net. I'd been listening to it during the preparation stages, had identified one of the Net controllers and written to him to feed basic information on the boat and crew to him so that my arrival on the net would not come as a surprise. And, as you will see, I still had a lot to learn.

Corunna Contact

A week later, we were in Corunna. I soon hauled up an antenna and made contact with the morning controller of the UK MM Net **Bill Hall G4FRN**.

I must acknowledge the amount I learned by listening to him and to **Bruce G4YZH**, the evening controller. Both were so efficient, organised and calm that I shall always think of them as admirable examples to try to follow.

I'd arranged a morning schedule with the

Lymington members. Frequent contacts were made on 14MHz as we moved along the Spanish coast. When looking for a collective term to call them, it became natural to refer to them as 'The Friends of *Pushpa*'.

One Lymington member spends several months a year near Bordeaux. While there, he has regular contacts with Lymington on 7MHz and I found myself included. These contacts were made using the Cobra (although it had not been cut for this band), usually while not under way, because it tended to get very close either to the sails or the wire rigging.

I was keen to get the G-whip working because it was easy to have in place while moving. I also regarded it as my emergency system. Then, in our first Portuguese port, Viana do Castelo, I met **Geoff G0OHE**.

Geoff dismissed all my attempts to have a tuned antenna strung around the rigging, "just use your a.t.u. to match the rigging" was his advice. So, I connected a bit of coaxial cable to the backstay with a hose clip, ran a connection from the outer to the lifelines and tried the idea.

Bingo! I could get an s.w.r. below 1.2 across the 14 and 21MHz bands and below 1.5 on 7MHz. This lash-up became the routine system and the tuned wires went into the bilge. Contacts with the Lymington group and the MM Net continued as we worked our way South.

I had taken several radio books, which became regular reading, even on some of the longer and uneventful passages. We had a portable multi-standard TV on board and had kidded ourselves that it was for weather forecasts, but found that the MM Net, plus Navtex, met those needs so effectively that the TV was used more to watch entertainment programmes.

The antenna studies produced an unexpected benefit because we were sometimes in places where TV coverage was pretty poor, such as a deep dock alongside a steel fishing boat. In any case, the cabin table is barely above sea level, so putting the set there meant that the TV antenna was having a struggle to find a signal.

I bought a length of fencing wire, salvaged a bit of wood from a skip and made a Yagi for

the TV. This could be propped on the boom and sometimes made a worthwhile difference.

The TV antenna experiments really paid off when we reached Gibraltar. The owner of a nearby yacht found that he couldn't get a picture although he had just paid a boatyard £200 to install an omni-directional antenna at the masthead. I fetched my fencing wire, folded it into a quad and attached it to his feed line with insulating tape, not even soldering it.

The picture was perfect and he got his money back! It was also in Gibraltar that we met George, a Slovenian radio amateur who was just beginning a world cruise in a tiny boat.

George was having problems on transmission but I found that I knew enough to diagnose them and provide a solution. Maybe even the RAE is a bit tougher than the former Yugoslavian equivalent examination?

Winter Quarters

By late November we had settled in Puerto de la Duquesa, 20 miles north east of Gibraltar, which was to provide our winter quarters. A routine developed, whereby we would listen to the evening MM Net while having supper, not often joining in.

We usually just learned how things were done, by listening. But we also got a lot of entertainment for hearing what people used the Net for.

The Net provided a record of where boats at sea were so that the controllers were ready to cope with any emergencies. The variety of other topics was interesting and we heard people asking about resources of various ports around the Mediterranean, including FAX numbers, the availability of shot blasting and also making arrangements to return the ship's papers where they had been left behind.

We heard reports of a yacht which had been stolen, and of the yacht and thief being found. One of the most dramatic items was when we heard a man whose mast had fallen down when he was two days out from the Canaries, injuring his wife.

Within 20 minutes there was a doctor on the frequency, giving advice. A few days later, the casualty was in the Cap Verdes, where

people were ready to repair both wife and boat.

A couple of weeks later, we heard him restart his trans-Atlantic passage. We could almost hear the sigh of relief from several hundred members of the Net when he eventually arrived in the West Indies.

I then decided to re-build the connections to the backstay, to tidy up the lash-up that had been built in Viana. The test on the re-build was interesting.

I broke into a contact, just requesting a check-on signal, to ensure that the system was working. "Good signal" said one man in Edinburgh, "but let's see what the man I'm talking to says". "No problem here in Tasmania", said the other.

There were several other live-abroads in the Port who were also licensees. There was an American lady who had crossed the Atlantic with only her dog for crew had a regular c.w. schedule with her father in Indiana.

We also had **Bob G4VUF** who was a great help and who introduced us to Bruce G4YZH, the evening Net controller, who had become such a part of our lives. Bruce's wife, **Sue G0OEP** also provided advice on places which we ought to visit.

Resumed Travels

When the spring came and we resumed our travels, we sailed right along the Spanish Mediterranean coast. We avoided long passages, in fact, doing no overnight passages because one of the objects was to see the country.

One evening, I was just setting up the set for the evening Net, without paying much attention to what was being said, but Margaret heard a magic phrase from Bruce. I checked in and was told that daughter Jan had passed some exams.

If there had been any doubt before, Margaret was now convinced about the merits of amateur radio. So, that night I began a preparatory course in radio theory with a class of one.

In France, we lowered the mast, re-installed the G-whip and entered the canal system. I had to remember that I was now **F-G0PNX**, not **G0PNX/MM**, which had become so much of a

reflex that it was difficult to shake off the suffix even when we got home.

It was a new kind of sailing, but we found the benefits of radio continued. An antenna I saw on a French lock-keeper's house led to a query to the lock-keeper who rushed off to get a QSL card to give to me.

A earlier discussion in Duquesa with **Bob G4IHH** who keeps a boat on the Canal du Midi sent us looking for a restaurant where we had all we could eat and as much wine as we could drink, for 38 Francs each, about £4. Although near the canal, we wouldn't have found it without his advice.

We had been wondering about where to have the mast raised. The first possible place after the last low bridge was in Bordeaux, but the reference books were discouraging, more as a result of what they left unsaid than of what they said.

It would be possible in Royan, but that was about 100 miles beyond, with a fair amount of potentially rough water in between. The idea of going there with the mast on deck and unable to set sail felt risky.

In between was Pauillac, the right side of the more open water, where mast installation might be possible, but our books were vague. One of the 'Friends of Pushpa' was in his holiday home nearby. He had the opportunity to visit the yard, obtained the information and fed it back to us on one of our morning schedules, yet another practical benefit of radio.

However, the mast actually went up again in Bordeaux, after we had surveyed the arrangements for ourselves. We felt more like being abroad a sea-going vessel, and could revert to the back-stay antenna system.

Once Home


It was interesting that, once home, we found a long forgotten lightning protection strap, which had been making a capacitive connection from the mast base to the sea via a keel bolt. The antenna had not been working in the way I had thought, but as I said I am a 'new boy'. However, the length of back-stay plus mast plus earthing strap is over 100ft, around one and a half wavelengths at 14.3MHz. In any case, it had worked, the basic requirement for any antenna.

Bearing in the mind the value of amateur radio to yachtsmen, especially for emergency communications, some things we heard were a bit surprising. We noted how one (?) person would start to tune on the MM frequency, for minutes at a time, shortly after the morning Net had begun.

It was done so often that it looked like a deliberate attempt to disrupt the Net. We noted how a couple of German stations would start a contact 10 minutes before the evening Net, slap on 14.303MHz, apparently just for the sake of pushing the Net somewhere else.

And since we got home? Well, Margaret is now **G0TXN**. So she will be able to talk home and we will be better equipped with operators next time we leave the house to the 'children'.

PW



The Pushpa in a lock in the French canals. The G-whip is the black line against the centre support for the mast at the stern.

THE VINTAGE WIRELESS LISTING

Published regularly containing 100's of out of print, old and collectable wireless and TV books and magazines and now incorporating "The Vintage Hardware List" that contains For Sale-Vintage Domestic Radios, Communications Receivers, Audio Equipment, Valves, Vintage Components etc.
Send six 1st class stamps for current catalogue or £3.75 for next four catalogues.

NEW BOOKS

BARGAIN OFFER. The last 50 copies of Janes now reduced.

JANES MILITARY COMMUNICATIONS. ELEVENTH EDITION 1990-1991. A vast volume of 886 pages. Large format wraps. Contains descriptions, photographs and basic details of the world's military communications equipment. Brand new. Published at £90. Special price £35 p+p £5. (Overseas postage extra).

EDDYSTONE COMMUNICATIONS RECEIVER DATA. A facsimile reprint of the circuit diagrams, general description and some service notes for sets from 1950-1970. 50 pages. £9.50 including p+p.

MESSENGER GODS OF BATTLE, by Tony Devereaux. The story of electronics in war and the development and military use of radio, radar and sonar, particularly WWII applications. Contains drawings and photos of some of the early wireless equipment and radar installations. An informative study of a little known subject. 322 pages, brand new hardback, published at £32. Our price £14.50. p+p £2.50.

RADAR, P.S. Hall (et al.). An absorbing and informative study by authors from the Royal Military College of Science. Covers the origin and development and operation of military radar from Chain Home to Patriot etc. Numerous photos and illustrations of equipment and its principles of operation. 170pp. Published by Brassey's Weapon Technology series at £25. Our price £12.50 p+p £2.50.

COMMUNICATIONS RECEIVER TYPE CR100. Complete handbook, 56 pages, full circuits, layout and alignment notes. Large format. £7.95 incl p+p.

HRO COMMUNICATIONS RECEIVER DATA. A facsimile reprint of circuits and data for models HRO, HRO-5, HRO-JR, HRO-ST, HRO-SR, HRO-M, HRO-MX, HRO-M-RR, HRO-TM, HR-SR. 35 pages. Large format. £9.25 incl p+p.

EARLY WIRELESS by Anthony Constable. Much information for the wireless historian. 167 illustrations. Laminated boards. £8.50. p+p £2.

WIRELESS COMPONENTS

1 WATT CARBON RESISTORS: Useful values. Pack of 50. £2.95 incl p+p.

OCTAL VALVE HOLDERS. Chassis mounting 5 for £2.50 post free. **89A VALVE HOLDERS.** 5 for £2 post free. **.05 MFD 600V TUBULAR CAPS.** 5 for £2.50 post free.

ELECTROLYTIC CAPACITORS. 32 MFD + 32MFD. 350V. Can type. £4 each incl post 2 for £7 post free.

OPEN IN BLACKPOOL

From Easter onwards, personal callers are welcome by prior appointment at our bookshop premises below, where we have utilised a small part of the premises for the display and sale of vintage wireless equipment and accessories. Why not arrange to call when in Blackpool.

CHEVET SUPPLIES LIMITED.

Dept PW 157 Dickson Road, BLACKPOOL FY1 2EU

Tel: (01253) 751858. Fax: (01253) 302979.



ESSEX AMATEUR RADIO SERVICES



8AM

ALAN

8PM



01268 752522

FT 1000. Boxed.

FT ONE+FM.

FT 980. Boxed.

FT 900AT New.

FT 757GX11 Boxed.

FT 890 New.

FT 840 New.

FT 707.

FT 102.

TS 50 New.

TS 830S

TS 120V Boxed

FC 902 ATU.

AT 50 New.

DAIWA CN518 2.5Kw. ATU.

FL 21002 1.2Kw LINEAR.

PS 50 PSU Boxed.

FRG 7

FRG 7700.

IC 72E New.

FT 736R 2,70,6 Boxed.

IC 490E Boxed.

FT 736R 2/70 SAT Boxed.

FT 726R 2/70+HF+SAT.

TS 711E Multimode 2m.

TR 751E Multimode 2m.

FT 290 I Multimode 2m + Muter.

FT 290II Multimode 2m + Muter.

TH 241E 2m FM 50 Watts.

DR 510E 3/4 FM 35/45 Watts.

ADI 145 3/4 2m FM.

ADI 450 3/4 70cm FM.

FT 709R 3/4 70cm FM Boxed.

FT 727 3/4 FM Boxed.

IC 24ET 3/4 FM.

STANDARD 528 3/4 + Boxed.

DJ580E 3/4

YUPITERU 7100 Boxed.

YUPITERU 7000.

ICOM R1 Boxed.

DJ-X1

REALISTIC 2006.

TR 9000 Boxed.

AOR 3000A.

WANTED

Amateur Radio Equipment & Accessories.

Receivers, Scanners for cash. P.X. Sold

Exchange Welcome.

Serviced with 3 months warranty.

4. Northern Avenue, Benfleet Essex SS7 5SN

SPECIAL ON ICOM CONTINUED THIS MONTH

SERVICE MANUALS

We have what is probably the largest range of Service Information available anywhere.

From the Earliest Valve Wireless to the Latest Video Recorders, Colour Televisions, Test Gear, Audio, Computers, Amateur Radio in fact practically anything. Write, Fax or Phone for immediate Quote. Originals or Photostats as available.

Also available. Our **FREE** catalogue detailing Hundreds of Technical Books and Repair Guides available.

STOP PRESS

Now Available. Our Service Manuals Index on P.C. Disc (3.5") for use on your Computer. Just £3.50 with FREE everlasting Updates. Order MP-285.

MAURITRON TECHNICAL SERVICES

8 Cherry Tree Road, Chinnor, Oxford OX9 4QY

Tel:- (01844) 351694 Fax:- (01844) 352554

Please forward your latest catalogue for which I enclose 2 x 1st Class Stamps or £3.50 for the Technical Books Catalogue plus Manuals Index on PC Disc(s).

NAME _____

ADDRESS _____

POSTCODE _____

Photocopy this coupon if you do not wish to cut the magazine

"How on earth do I get the cat system working with my radio?"



For years the subject of CAT interfacing for most popular Transceivers and Receivers has been somewhat of a nightmare for most except for those "in the know". At Siskin we've tried to come up with a solution that will make CAT interfacing painless and fun, it's aptly named the Siskin Multi-CAT. One simple, robust, stylish, compact unit that will work with most Kenwood, Icom and Yaesu Transceivers and Receivers.

Features include:

- Durable Die-cast compact case (stove enamelled "sheen black" professional finish)
- Supports Icom, Yaesu and Kenwood Transceivers/Receivers which are "CAT-Ready"
- Supplied with one easy to use PC software program suite that takes care of all three radio brands
- May be used with most other popular PC CAT programs such as LogEQF, Turbulog etc.,
- Supplied COMPLETE with ready-made computer and transceiver cables and manual
- British Made (designed and manufactured BY Siskin Electronics on site)
- Wide range of accessory cables available from Siskin
- Backed up by Siskin's unbeatable Customer support service including Evening Help-Line

Minimum requirements are an IBM PC or compatible with EGA or VGA Graphics plus one floppy drive and one free serial (COM) port end of course a radio with a CAT socket!

Available now
£69.95
plus £4 P&P.



Siskin Electronics Ltd.

Unit 1A, Hampton Lane, Blackfield,

Nr. Southampton SO45 1NE

Tel: 01703 243400 Fax: 01703 847754



The Practical Wireless Datacard Guide

Kevin Nice G7TZC reflects on what you can and can't do with the PW repeater Datacards for 144 and 430MHz and the painstaking process of producing them.

You can please some of the people most of the time, or most of the people some of the time, but you can't please all of the people all of the time. So the saying goes. Well, when I was assigned the task researching and compiling the latest Repeater Datacards for *Practical Wireless* I wanted to maintain the high standard of previous versions.

In preparing the Datacard I was keen to cheat the saying and 'please all of the people, all of the time' - or at least those who use repeaters and roam the country. It is, after all, these amateurs that the Datacards are primarily aimed at.

Some of the telephone calls that have been received at the Editorial Offices of *PW*, leads everyone on the Editorial Team to think that the purpose of the Datacard has been missed by a few, hence these words of explanation on the spirit of intent of these invaluable guides. And as an aside, it has led me to the conclusion that a more detailed book is required, watch this space for more news on that front.

Problem Solved

Many years ago there was a difficult problem to be solved at *Practical Wireless*, many heads were scratched, hands wrung, and brains racked.

Then out of the mists of confusion there was a clear light of reason. The answer to the terminable problem was nigh, and the PW Repeater Datacards were born.

There have been imitations and alternatives since the inception of our solution, but there have been none to match either the simplicity or functionality of the Datacard.

The way in which the Datacard functions is unique. We've copyrighted it so that it stays that way. Much care, thought and effort has gone into the production of the latest versions.

All you Repeater Keepers reading this will know what follows already. But, for the benefit of all the other repeater users, I will explain how the data was gathered to produce a most invaluable v.h.f. mobile accessory.

I was keen to ensure a highly efficient method of gathering the most up-to-date location and frequency information for the UK v.h.f./u.h.f. network. To this end at *PW* we reasoned that the only safe source for this data was the Repeater Keeper, after all, they are the station licensee and legally responsible for maintaining the station.

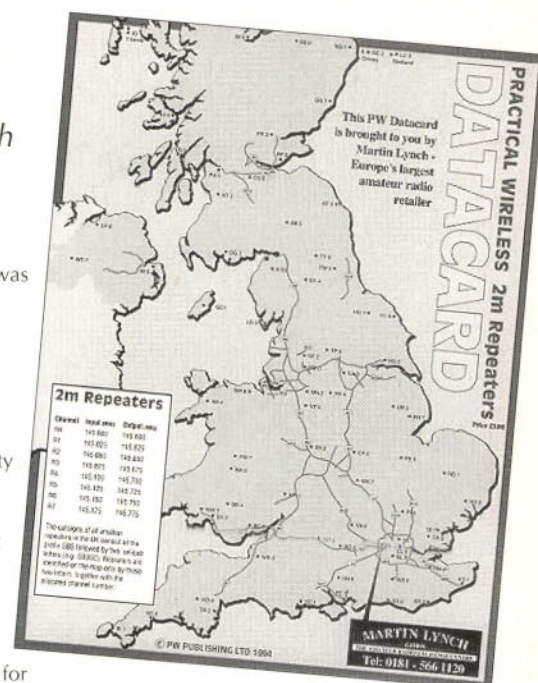
The most efficient way I could devise for gathering the frequency and location information from the 'Keeper, was to supply a map with the information that was already held on file to the keeper. The map was then returned with confirmation that the essential information was correct or annotated with updated details.

Once gathered, and by the way there was a very high return rate - thank you, this information was transcribed on to both master art work for the appropriate card and a listing for the use on the rear of the card.

Mobile Guide

It's worth noting several important things at this point. The 'Datacard is intended as a guide only, for use while operating mobile, the locations of repeater sites are **not** to scale.

While it's quite possible to produce a guide to scale, it would have no more functionality than the Datacard, which has been produced at its current size to enable easy use and storage in the mobile environment. After a recent bout of long distant travelling around our

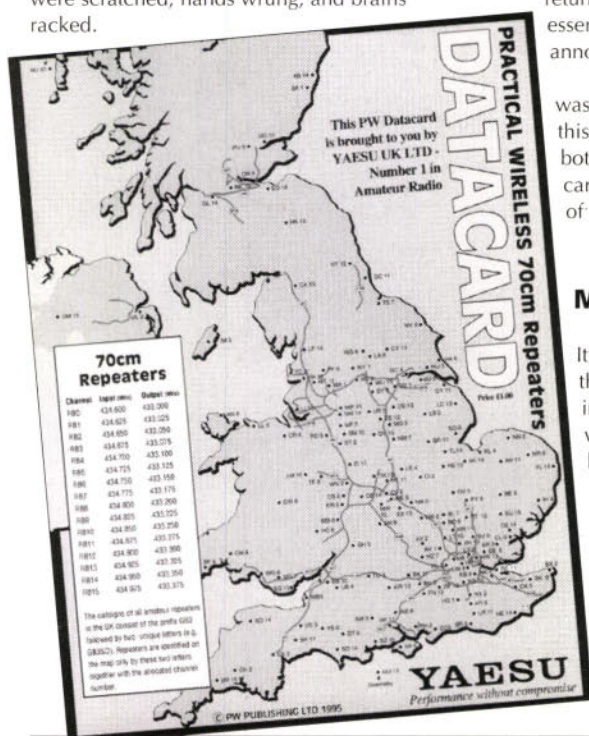


fair isles, I know I wouldn't be without mine.

I wish to take this opportunity of wishing all the users of the card maximum enjoyment from the use of your card. If you have any suggestions related to future cards then please write to me at the Editorial Offices. I also want to thank all the Repeater Keepers that were surveyed for their essential co-operation.

On a final note, judging by the favourable feed back, the Datacard has had a high level of success and we've pleased most of the people most of the time!

PW



If you missed the issues of *PW* containing the Datacards back issues of the December '94 and March '95 issues are available for £2 each from our Post Sales Department. The 2m (144MHz) Repeater Datacard appeared in the December 1994 issue and the 70cm (430MHz) card in the March issue.

If you'd like to find out more repeater operation you may be interested to read the previously published articles 'Repeaters - What They Are And How To Use Them' and 'Repeaters - The UHF Side'. These articles appeared in the November 1994 and February 1995 issues of *PW* respectively, back copies are available for £2 each from our Post Sales Department.

To order your copies contact Ann or Michael at **PW Publishing Ltd, Post Sales Department, Arrowsmith Court, Station Approach, Broadstone, Dorset BH18 8PW.** Tel: (01202) 659930 FAX: (01202) 659950.

Ron Ham invites you into the warm confines of the PW vintage wireless shop...this month he's looking at two interesting post Second World War receivers from Bush, and also comments on readers' letters.

Valve & Vintage

Welcome to the world of 'valve & vintage' equipment. And this month I'm looking back at the time long before the advent of frequency modulation (f.m.) broadcasting on v.h.f.

Before Band II (nowadays 88 to 108MHz) transmissions there was a great demand for good quality long and medium wave receivers. Particularly so after the Second World War when customers began to replace their Wartime Civilian Receivers.

To meet the demand, Bush began production of their popular DAC range of mains portable receivers. The early versions, like the DAC90, **Fig. 1**, used the Mullard Red 'E' valves and the later sets, like the DAC10, **Fig. 2**, used the smaller glass valves, which I've shown in **Fig. 4**.

The Bush sets were attractive in appearance and were well made. The large loudspeaker, inside the robust Bakelite cabinet, ensured good sound reproduction.

Domestic Use

The DAC90 range were suitable for domestic use at the bedside,

kitchen and small sitting rooms. Although similar in construction and suitable for the general domestic work, the DAC10, with its push button and manual tuning, was ideal for blind people.

Blind people found the DAC10 was useful because a station could be selected by pressing a button. In fact, this Bush receiver was one of the sets chosen by the Wireless For The Blind organisation.

Frame Antenna

Both the Bush sets had a circular frame antenna fitted near the front end valve on one side of the chassis. This can be seen on the left of the DAC90 and DAC10 chassis in **Figs. 3** and **4** respectively.

The receivers illustrated can operate on a.c. and d.c. mains supplies and consequently have a **live chassis**. So, be very careful when you carry out any work. Incidentally, a warning notice to this effect can be seen on the button tuning plate of the DAC10 in the centre of **Fig. 5**. **Editorial note:** As a.c./d.c. receivers are still very common, readers interested in working and

Fig. 1: The Bush DAC90 (see text).



Fig. 2: The Bush DAC10 used miniature glass-based valves (see text).




Fig. 3: Rear view of the DAC90.

restoring them are advised to invest in a mains isolating transformer. They are not particularly cheap, but provide an extra safeguard for all amateur radio workshop servicing.

Valve heaters on the Bush receivers are wired in series. The difference between their total voltage and the mains voltage is made up with a large wattage ballast resistor. This is mounted on the right of **Fig. 3** and between the output valve and rectifier on the centre right of **Fig. 4**.

The valve line up in the DAC90, **Figs. 1** and **3**, comprises one each of CCH35, EF39, EBC33, CL33 and the rectifier CY31. The DAC10 has a UCH42, UF41, UBC41 and UL41, plus the rectifier which I think is a UY41.

Great care must be taken when removing the small glass valves from their sockets. This is because they have a glass locating

'pip' on the side, just above the pins, which can snap off if forced.

Each valve-holder has a clip, see **Fig. 4**, around it to hold the valve in position. It's best to ease the pressure on this clip with a screwdriver before the valve is removed. **But don't forget to disconnect the mains supply first.**

The heater current for the Mullard 'Red Es' valves is 20mA whereas the miniature types used in the DAC10, are 100mA. The rectified h.t. voltage for the valves is supplied from the cathode of the CY31 in the DAC90 and the UY41 in the DAC10.

The electrolytic reservoir and 'smoothing' capacitors for the receivers are housed in one 'can', with a common earth point. The capacitor is mounted under the chassis, top centre of **Fig. 6**, of the DAC90 and on the top of the chassis, centre of **Fig. 4**, on the DAC10.




Fig. 4: Inside view of Bush DAC10. Note the 'live chassis' warning (see text).

Dismantling The Receivers

Let's now look at dismantling the Bush receivers. The loudspeaker on the DAC90 is bolted to the chassis, top centre **Fig. 6** and comes out with it. On the DAC10 it's fixed, along with the output transformer, to the cabinet.

There are two holes in the base of the DAC90's case for access to the screws that hold the front knobs to the shafts. The screw for the large tuning knob is found on the tuning capacitor's spindle just above the chassis inside on the left of **Fig. 3**.

The control knobs on each side of the DAC10 remain on the shafts, **Fig. 5**, when the chassis is removed. However, before further dismantling there are three wires to release from the frame antenna

on the DAC90 and two from the output-transformer on the DAC10.

The dial and press button escutcheon on the DAC10, **Fig. 7**, is secured by a screw in each corner. This can be removed for dial cleaning, button label changing and must be taken off before the main chassis is removed. (**Don't forget to disconnect the mains!**)

However, unlike the DAC90 with its orthodox back cover, the cabinet on the DAC10 almost splits in two for access. It does this when the four recessed bolts on the rear of the cabinet are removed.

Military Radio

Last June **John Easterbrook** (Isle Of Sheppey) put his extensive collection of military radio gear on

display at a D-Day show for the RAF Benevolent Fund. John's Second World War collection includes such sets as the AR88, BC348, CR100, PCR, R107 (**Fig. 8**), R1155, and WS19, 22, 31, 38 and 52 sets.

Recently John acquired a piece of German v.h.f. gear, **Fig. 9**, and would like some information about it. The unit has the dial on the right and a cathode ray tube display on the left.

Have you any ideas readers? If so, please write to John at: **Glebe Cottage, 2 Warden Road, Eastchurch, Isle Of Sheppey, Kent ME12 4EJ**. In his letter John kindly said "If you know anybody at anytime who would like a good Second World War transmitter - receiver display, etc., please mention my collection". So, there we are folks, if you are organising an event for the VE and/or VJ-Day Remembrance this year and would like John's support drop him a line.

Good Idea!

What a good idea! **Mr K. N. Harvison** (Northwich, Cheshire) has used a number of PP9, 9V batteries to make up the high tension requirement for the 1936 Cossor 373 battery set in his collection. He also has a Philips 617A using side-contact valves and a PIX indoor antenna.

When Mr Harvison purchased the PIX the label and instructions were missing, but he found the information he needed in a 1936 copy of *Practical And Amateur Wireless*. Briefly, the PIX antenna has an aluminium strip which was often put around the room just below the picture rail to blend in with the border.

Navy Receiver

If anyone is looking for information about the ex-Navy B40 communications receiver, I suggest they write to **Andy Johnston** at: **2 Kentmere Close, Kempston, Bedfordshire MK42 8HF**. Andy is the proud owner of a B40 and has kindly offered help, so, readers please enclose an s.a.e. and be prepared to cover any of his expenses concerning your request.

Well, it's time to close up the 'shop' once again. But I look forward to sharing those 'vintage' memories with you next month. Cheerio for now.

Editorial Note: Our apologies for the error that crept in regarding EF50 Valves. They are loctal bases, not octal.

PW




Fig. 6: Both the Bush DAC90 and DAC10 receivers employed 'common can' electrolytic capacitors for smoothing purposes. In the DAC90, this photograph, the capacitor was mounted under the chassis (see text).



Fig. 7: Because of its push-button tuning facility, the Bush DAC10 was useful for blind listeners.




Fig. 5: The receiver manufacturers took great care to ensure that users were aware of the risks involved with 'live chassis', hence the warning under the push-button tuning plate on the DAC10.





Fig. 8: An R107 receiver is featured in John Easterbrook's collection of Second World War transmitting and receiving equipment (see text).

Fig. 9: Can you help solve a mystery? John Easterbrook wants to identify this interesting item of German v.h.f. equipment (see text).



Specifications

– The Mysteries Explained

This month Ian Poole G3YWX takes a look at the mysteries surrounding the dynamic range of a receiver.

Dynamic range is one of the most important receiver parameters, which is unfortunately open to a lot of interpretation. I say this because a receiver advertised with a specified dynamic range of 110dB may not be as good as another with a specified range of 90dB.

The reason for the confusion is that there are several ways of measuring dynamic range. As a result, a closer look must be taken to see exactly what is being measured.

Range Important

First it's necessary to see why the dynamic range of the receiver is important. It's obviously necessary for the receiver to be able to receive weak signals. However, this sensitivity will be of little use if any strong signals on the band degrade the performance of the set so that the weak ones can't be heard.

When the sensitivity of a receiver is measured in the laboratory only one signal is used. But when the receiver is connected to an antenna, it will be subjected to an enormous number of signals of varying strengths.

Some signals will be very weak while others will be very strong. It's because of this that the receiver has to be able to pick-up the weak signals while there are very strong ones close by. To be able to do this, the receiver must be capable of operating with a wide variety of signal strengths, i.e. it must have a good dynamic range.

Unfortunately it's not always easy for the designer to achieve a good dynamic range. Often the sensitivity can be improved at the expense of the dynamic range and vice versa. To be able to balance both requirements is the mark of a good receiver.

Dynamic Definition

Before progressing any further it's necessary to look at a definition of dynamic range. Basically the dynamic range is the difference between the weakest signal a receiver can hear, and the strongest it can tolerate without any noticeable degradation in performance.

As a receiver's performance can degrade in several different ways, the way in which the performance is degraded must also be specified.

The weakest signal that can be received is governed by the sensitivity. A term called the minimum discernible signal or m.d.s. is often used.

The m.d.s. is the weakest signal the set can receive. It's generally taken as a signal equal to the noise produced by the set.

The level of the m.d.s. signal is usually measured in dBm i.e. decibels relative to a milliwatt. Typically it might be around -135dBm for a bandwidth of 3kHz.

The bandwidth has to be included in the measuring. This is because the noise level is proportional to the bandwidth, i.e. the wider the bandwidth the more noise is picked up.

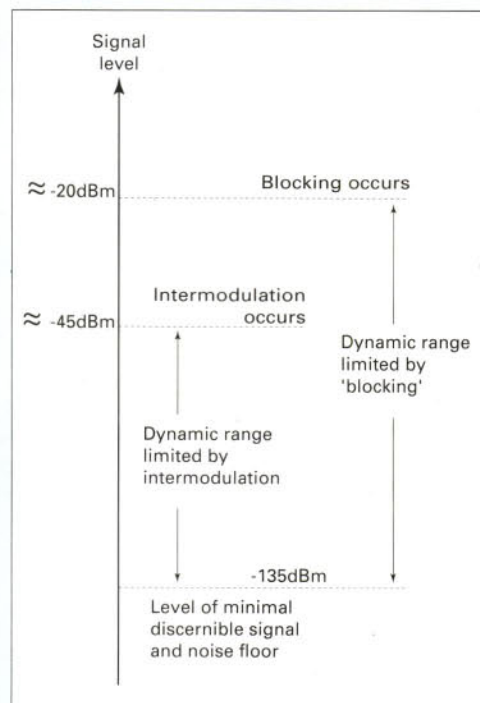
Limiting Factors

At the other end of the scale there are two main limiting factors. One is the generation of intermodulation products, and the other is blocking. As the onset of these effects occur at different levels, two figures can be obtained for the dynamic range.

Even when the specification states that blocking is the limiting factor the level must be closely viewed. Often a 1dB decrease in the sensitivity is used whereas in other cases a 3dB decrease might be specified.

The intermodulation limited dynamic range is a measure of the receiver's ability to handle strong signals without generating others

Fig. 1: Dynamic ranges of a receiver (see text).



that might mask out the weak wanted ones. In this case the level of the intermodulation products must not be any greater than the m.d.s., i.e. no greater than the noise floor of the set. But again care should be taken to inspect exactly how the measurements are taken.

Modern Receivers

Most modern receivers will have an intermodulation limited dynamic range of between 80 and 90dB. If the blocking range is taken instead then its range is likely to be 115dB or possibly even more.

My comments illustrate the importance of looking at the full specification and checking exactly what the dynamic range refers to. The diagram Fig. 1 shows a typical example but even then it's necessary to make sure that the test conditions are the same when comparing two receivers.

If comparisons are to be

made between two receivers it's best to look at reviews made by the same reviewer. This is because the test methods should be the same, and direct comparisons can then be made.

That's all for this month, next time I'll be unravelling the mysteries of reciprocal mixing. Don't forget I'm always pleased to receive details of any specification mysteries you'd like explained on this page.

FREE BOOK



Join the Radio Society of Great Britain by Direct Debit and we will give you a **FREE** book!*

Just look at at what you get from your membership:

- Radio Communication every month
- Use of the QSL Bureau
- Technical Information
- Planning Advice
- EMC Problem-solving
- Discount on books
- Access to RSGB Library and Museum
- Use of the HQ GB3RS Station

AND

A free RSGB book voucher to the value of £5 just by taking out a Direct Debit subscription.

* This offer only applies to those taking out a Direct Debit subscription. Send completed forms including the Direct Debit mandate to the address below and we will send you a book voucher to the value of £5.

Send for a form TODAY from:



RSGB (Dept PW395)
Lambda House, Cranborne Road,
Potters Bar, Herts EN6 3JE

TELFORD ELECTRONICS DISTRIBUTORS

CLARK PU12 General purpose light military mast:

Grade 1 = Good order mechanically, and good paintwork£90.00
 Grade 2 = Good order mechanically, but worn paintwork£75.00

There are NO KITS with the masts – but there are PINS.

Retracted height = 6'2" Weight = 11.7kg
 Extended height = 37' Max headload = 10kg

RACAL HF RECEIVER

RA329B – consisting of RA217D receiver & MA323 FSK/loudspeaker terminating unit.

Frequency range 1-30MHz. All mode reception.....£275.00

STATIC INVERTER

Input voltage 20.5 – 32V d.c. Output voltage 240V rms. Freq. 50Hz. Output current limit 3.6A. Dimensions L428mm x W200mm x H145mm. Made for the MOD.

As new.....£95.00

RACAL ESCUTCHEON PLATE for RACAL

RA17 receivers£10.00

CT2 unit – will convert for Packet TNC radio£7.50

AN EXTENSIVE RANGE OF TEST EQUIPMENT IS AVAILABLE.
 PLEASE SEND FOR OUR NEW CATALOGUE

Postage & packing must be added. Please phone for price. VAT @ 17.5% to be added to all orders. Please send large SAE for details

**Old Officers Mess, Hoo Farm, Humbers Lane,
 Horton, Telford, Shropshire TF6 6DJ
 Tel: (0952) 605451 Fax: (0952) 677978**

the new

CRICKLEWOOD Electronics

Very Interesting CATALOGUE

ASTRONOMICAL RANGE AT DOWN TO EARTH PRICES

- TRANSISTORS+ICS+SEMICONDUCTORS
 - RESISTORS+CAPACITORS+INDUCTORS
 - SURVEILLANCE+SECURITY+SECURITY
 - PLUGS+SOCKETS+LEADS+CONNECTS
 - TV & VIDEO SPARES (inc Video Heads)
 - HIFI+DISCO+HIFI GADGETS+SPEAKERS
 - AUDIOPHILE COMPONENTS (inc Capacitors)
 - IN CAR AUDIO+SPEAKERS (inc Bass tubes)
 - COMPUTER ACCESSORIES+BOARDS
 - TOOLS+TEST EQUIPMENT+BENCHMARKWARE
- & much much much more (over 10,000 lines).**

SEND TODAY FOR THE VERY INTERESTING CATALOGUE

PAY BY PO, CHEQUE, CREDIT CARD OR TAPE COINS TO PAPER

Please send me ... copies of the 1995 Cricklewood Catalogue. I enclose £2.50 per copy (UK and Europe) £5 Overseas

Name

Address

Please Charge my Credit Card. no:-

Expiry Date:..... Tel no:.....PW

**Cricklewood Electronics Ltd, 40-42 Cricklewood Broadway
 London NW2 3ET Tel 0181 450 0995 Fax 0181 208 1441**

The Best of British



Peter Jones Keys

	Red Base	Solid Brass Base
Pump Key	£62.71	£70.76
Single Lever Paddle	£86.82	£83.61
Twin Lever Paddle	£77.19	£85.22

R.A. Kent Keys

Pump Key	<i>*All keys supplied</i>	£39.50
Morse Tutor	<i>as kits for</i>	£57.00
Keyed AF Oscillator	<i>self assembly</i>	£17.50

AKD VHF/UHF FM Transceivers

For 6m, 4m, 2m or 70cms £193.75 ea

Also wavemeters and interference filters
plus-for the DIY enthusiast, the
full range of kits from:

CM HOWES (HF & Accessories)
WOOD & DOUGLAS (VHF/UHF)

*Ask for catalogues and leaflets
for the above products
Prices include VAT-carriage charged extra

G3TUX


The QRP Component Company

P.O. Box 88 Haslemere, Surrey GU27 2RF

Tel: 01428 641771 Fax: 01428 661794

Counter Sales:
R.A. Fraser
42 Elm Grove,
Southsea Hants
Tel: 01705 815584

ALTRON TOWERS AND MASTS QUALITY AT A GOOD PRICE



- ★ Telescopic, tiltover
- ★ Fixed
- ★ Static, mobile
- ★ 4.5m and 3m section modules for low retracted height
- ★ Fully galvanised to BS729

Over 50 models available from 3m – 30m telescopic and 60m fixed including the popular and proven SM30 and CM35 masts. Design windloads based on CP3 CHAP V pt 11 1972 (38 m/s minimum 85 mph) and BS8100 1986.

Used by such professional bodies as: BT; Home Office; DTI; British Aerospace; British Gas; the Police; Hutchinson Telecommunication; Motorola and Marconi.

Also available are the highly anti-corrosive, precision manufactured strong, portable ALI masts and towers.

AQ6-20 'SPACE SAVER'

compact 4 bander with 2, 3 or 4 elements. 6, 10, 15 & 20m.

- Unique fully sealed coils • Hi 'Q' close coupled capacity hat loaded yagi with optimised performance
- Ideal for small spaces • Full specification sheet available.

- 2 Ele £161 • 3 Ele £236
- 4 Ele £310

ALTRON COMMUNICATIONS EQUIPMENT LTD

Send large SAE for full details or phone for quote.

UNIT 1, PLOT 20, CROSS HANDS BUSINESS PARK, CROSS HANDS DYFED, S. WALES, SA14 6RE

Tel. 0269 831431 Fax 0269 845348

BOOK PRODUCTION EDITOR

Salary c £17k + Benefits

THE RADIO SOCIETY OF GREAT BRITAIN seeks to recruit a technical journalist with experience of book production to manage its book publishing programme. The successful candidate will be able to see a book through all of its stages from recruiting suitable freelance authors and artists, through sub-editing, to commissioning printing. He or she will be required to work closely with the Society's Marketing Department and with its technical experts. An ability to work to deadline, to encourage others to do so, and to appreciate the commercial aspects of book production is also essential.

The work of the Society is to support and advise Britain's radio amateurs (hams) and knowledge of amateur radio and electronics would be useful, though not essential.

Applications should be in writing and should include a CV and examples of relevant work. Marking your letter 'CONFIDENTIAL' please write to the General Manager at:

Radio Society of Great Britain

Lambda House, Cranborne Road, Potters Bar, Herts EN6 3JE

PW PCB SERVICE

PRACTICAL WIRELESS PCB SERVICE

Printed Circuit Boards for PW constructional projects are available from the PW PCB Service the boards are made in 1.5mm glass-fibre and are fully tinned and drilled.

When ordering PCB's please state the article title, cover date and the board number. Mark your envelope **PW PCB Service**. Cheques to be crossed and made payable to: **Badger Boards**.

Please print your full name and address in block capitals and do not enclose any other PW correspondence with your order. Please allow 28 days for delivery.

Send orders and remittances to:

Badger Boards, 80 Clarence Rd, Erdington, Birmingham B23 6AR. Tel: 0121-384 2473

RST PHONE 0181 684 1166 LANGREX SUPPLIES LTD RST FAX 0181 684 3056

DISTRIBUTORS OF ELECTRONIC VALVES TUBES AND SEMICONDUCTORS AND I.C.S.									
1 MAYO ROAD • CROYDON • SURREY CR0 2QP 24 HOUR EXPRESS MAIL ORDER SERVICE ON STOCK ITEMS									
AZ31	5.00	EL91	3.00	PY500A	4.00	6BA7	5.00	6SK7	3.00
CL33	10.00	EL95	2.00	PY800	1.50	6BE6	1.50	6SL7GT	4.50
DY86/7	1.50	EL360	18.50	PY801	1.50	6BH6	2.25	6SN7GT	4.50
E88CC Mull	8.50	EL509	10.00	QOV02-6	12.00	6BJ6	2.50	6SS7	3.00
E180F	3.50	EM34	15.00	QOV03-10	5.00	6BN6	2.00	6U8A	1.50
E810F	22.00	EM81	4.00	QOV03-10 Mull	15.00	6BG7A	3.50	6V6GT	4.25
E810F	22.00	EM84	4.00	QOV03-20A	15.00	6BR7	6.00	6X4	3.00
E8BC80	2.00	EM87	4.00	QOV06-40A Mull	30.00	6BR8A	4.00	6X5GT	2.50
EB91	1.50	EN91 Mull	7.50	QV03-12	8.00	6BS7	6.00	12AT7	3.00
EBF80	1.50	EY51	2.50	U19	10.00	6BW6	4.50	12AU7	3.00
EBF89	1.50	EY86	1.75	UAB80	1.50	6BW7	1.50	12AX7	3.00
EBL31	15.00	EY88	1.75	UBF89	1.50	6BZ6	2.50	12AX7A GE	7.00
ECC33	7.50	EZ80	3.50	UCH42	4.00	6C4	2.00	12BA6	2.50
ECC35	7.50	EZ81	3.50	UCH81	2.50	6C6	5.00	12BE5	2.50
ECC81	3.00	GY501	3.00	UCL82	2.00	6CB6A	3.00	12BH7A GE	5.00
ECC82	3.00	GZ32 Mull	8.50	UCL83	3.00	6CD6GA	5.00	12BY7A GE	7.00
ECC83	3.50	GZ33	6.00	UF89	4.00	6CL6	3.75	12E1	15.00
ECC85	3.50	GZ34 GE	7.50	UL41	12.00	6CG7	7.50	12HG7 12GN7	6.50
ECC88 Mull	6.00	GZ37	6.00	UL84	3.50	6CH6	5.00	30FL1/2	2.50
ECC91	2.00	KT61	10.00	UV41	4.00	6CW4	8.00	30P19	2.50
ECP80	1.50	KT66 China	10.00	UY85	2.25	6D6	5.00	3080A (PR)	110.00
ECH35	3.50	KT88 China	12.00	VR105/30	2.50	6DQ5 GE	17.50	572B	70.00
ECH42	3.50	N78	9.00	VR150/30	2.50	6DQ6B	12.50	805	50.00
ECH81	3.00	OA2	2.70	Z759	25.00	6EA8	3.50	807	5.75
ECL80	1.50	DB2	2.70	Z803U	25.00	6EH5	1.85	811A	18.50
ECL82	3.00	DC3	2.50	ZD21	3.50	6F6	3.50	812A	65.00
ECL83	3.00	DD3	2.50	ZB28	20.00	6F07	7.50	813A	27.50
ECL86 Mull	3.50	PCF80	2.50	4CX250B STC	55.00	6GK5	4.00	833A	85.00
ECL800	25.00	PCF82	1.50	SR4GY	6.00	6H6	3.00	866A	25.00
EF37A	3.50	PCF86	2.50	5U4G	5.75	6HS6	4.95	872A	20.00
EF39	2.75	PCF801	2.50	5V4G	4.00	6J5	3.00	931A	25.00
EF40	5.00	PCF802	2.50	5Y3GT	2.50	6J6	3.00	2050A GE	10.00
EF41	3.50	PCL82	2.00	5Z3	4.00	6J7	4.00	5751	6.00
EF42	4.50	PCL83	3.00	5Z4GT	2.50	6J86A GE	12.00	5763	10.00
EF80	1.50	PCL84	2.00	6AH6	4.00	6J8C	20.00	5814A	5.00
EF85	1.50	PCL85	2.50	6AK5	1.50	6J8SC GE	17.50	5842	12.00
EF86	7.50	PCL86	2.50	6AL5	1.00	6K6GT	3.00	6080	7.50
EF91	2.00	PCL805	2.50	6AM6	2.00	6K7	4.00	6146B GE	15.00
EF92	2.00	PD500	6.00	6AN5	5.00	6K8	4.00	6550A GE	20.00
EF183	2.00	PL36	2.50	6AN8A	4.50	6L6G	8.50	6883B GE	16.00
EF184	2.00	PL81	1.75	6A25	1.75	6L6GCSYL	7.00	6888	15.00
EL32	2.50	PL82	1.50	6AR5	25.00	6L6GC Siemens	7.50	7027A GE	17.50
EL33	10.00	PL83	2.50	6AS6	3.00	6L6GC GE	12.50	7199	12.00
EL34 Siemens	8.00	PL84	2.00	6AS7G	9.50	6L7	3.50	7360	25.00
EL36	4.00	PL504	2.50	6AT6	2.00	6LQ6/6J6C	20.00	7581A	15.00
ELL80	25.00	PL508	5.50	6AUGT	5.00	6O7	4.00	7586	15.00
EL41	3.50	PL509	6.00	6AU6	2.50	6RAH8/6KN8	12.00	7587	23.00
EL81	3.00	PL519	6.00	6AW8A	4.00	6SA7	3.00	7868	15.00
EL84	2.25	PL802	4.00	6B7	4.00	6SC7	7.00	8417GE	20.00
EL84 Mull	6.00	PY81	1.50	6B8	4.00	6SG7	2.50		
EL86	2.75	PY88	2.00	6BA6	1.50	6SJ7	3.00		

OPEN TO CALLERS MON-FRI 9AM - 4PM. CLOSED SATURDAY
QUOTATIONS FOR ANY TYPES NOT LISTED.
OVER 6000 TYPES AVAILABLE FROM STOCK.
OBSOLETE ITEMS A SPECIALITY.
TERMS C O / VISA / ACCESS
P&P 1-3 VALVES £2.00, 4-6 VALVES £3.00 ADD 17.5% VAT TO TOTAL INC P+P

Report

BANDS

HF

Down south in Antarctica (VP8) seems to be where it all happens nowadays. The news is that the British research station, Faraday Base, in Graham Land is closing down. I've also heard that negotiations are in hand for the Ukrainian Antarctic Research centre to take it over.

Still in the sub-antarctic region, South Georgia was the subject of a DXpedition. The expedition's callsign VP8SGP made some 15 000 contacts. And continuing noises are being made about a team to activate South Sandwich.

Top Band

Interest in Top Band is reviving. And don't forget, that while a big antenna helps radiate a decent signal on this band, for receive it's more important to have a separate low-noise receiving antenna.

Recent Top Band activity around 0400UTC has seen 9J2BO (1.825MHz c.w.) and 9J2GA (1.847MHz s.s.b.). A mite earlier A22MN was livening up 1.827MHz. On the other hand, VK6HD reports via *Top Band News* that he called G3BDQ, G3KEV and G3YRO without success.

However, there was no mention though of VK6HD in G3BDQ's letter from John's QTH in Hastings. From this location John has managed 154 American stations in the reporting month. These included K0HA (Nebraska), three from Iowa, N8SS in Arizona which takes John up to 44 states.

The other G3BDQ Top Band contacts included 4U1ITU, OH0/OH1AF, SU1MT, T99W, US8ZAL, ZA1AJ. He also had a split-frequency effort with JH5FXP (the JAs only have that tiny allocation above 1.9MHz).

Still with 1.8MHz, AL7MX reports a serious reception problem. His Beverages (antennas) are being eaten by moose! (Or should that be 'drunk' by a moose!).

Back to a more usual problem now! At his first

attempt on a computer with a word-processed report, Ted G2HKU in Minster, Isle of Sheppey in Kent, seems to be holding his own. Meanwhile on air the 1.8MHz score included W0ZV, OH0/OH1AF and some rare Europeans.

Nearer home, Leighton Smart GW0LBI in Trelewis keyed at low power with DL3HWF, SM6LJP, ON4AEB, plus speech with GM0FTX. Leighton's antenna is almost a half-wave mounted at 19 metres.

If you're keen on 1.8MHz, the Top Band information net on 14.339MHz is on Saturdays at 1230. You'll find that SP5INQ and UA9CBO take the chair.

Logs Missing

Mick Holtham G0EIG has written in to say his VP8CON logs went missing in the move from Mount Pleasant in the Falkland Islands. However, they **have** been found and are safely at home.

Immediately he gets back from his current Service duty aboard HMS *Coventry*, Mick promises that the cards will be sent out. Incidentally, he says his best contact from the Falklands was with a 2EO using a couple of watts on a 'dead' 28MHz band!

Sprately Arguments

There have been press reports that arguments on sovereignty of the Sprately group have come to the surface. However, my personal view is that one life lost trying to activate Sprately is one too many!

The 28MHz Band

I've already mentioned VP8CON and his QSO with a British Novice on 28MHz. John G3BDQ also found a brief opening which yielded him KS4LC and KC4UXM on the afternoon of January 29.

Coming Up

Now for some news of what's coming up. In August/September KK6EK hopes to lead an expedition to Easter Island CEO and Sala y Gomez. The latter a new one for IOTA.

In late April/early May an expedition to Navassa, KC4 is on the cards too. While the Big One will be VU2JPS's on Andaman.

If VU2JPS has a go outside 7MHz s.s.b., he could be very busy, Andaman being on most people's 'Wanted' list. If you get this on time you might catch the Conway Reef 3D2 effort; callsign not yet known.

Silent Key

Yet another silent key I'm afraid. One of the Greats of the DX world, Martin Haasen OY7ML has died after a long illness. Apart from being a great operator, Martin was a true amateur always ready to help and advise anyone thinking of a visit to Faroe.

The 3.5MHz Band

The letter from G2HKU mentions VP2EWW with the OMNI-V, while the low-power IC-721S signal found its way to several Europeans.

There have been some Stateside openings noted from GW3KFE late at night but nothing spectacular.

The 7MHz Band

It was QRP all the way for Ted G2HKU on the 3.5MHz band. The results for Ted were c.w. contacts with S50A and ZA1AJ.

John G3BDQ gave the 3.5MHz band a good pasting on the key. He worked several JAs in the far north of Japan, VKs, KC1XX, ZS6WR, HP1AC, PY1UP/2, RA0FW (Sakhalin Island), VU2RX, and SM0CNS/DU7.

The 14MHz Band

On the other hand 14MHz wasn't G3BDQ's flavour of the month. John only went on to get a c.w. bite from VP8SGP.

By contrast, the Omni-V at G2HKU did well. Ted keyed with VP5FOC, K6NA, N7BG, YV4NX, TI2PZ, PJ9JT, EA6ZY who used to be G3ZY, 4X4NJ, VQ9TP, A71CW, a 'special' ZS95WRT, VP2EWW and 9H1BM.

The 18MHz Band

For his 18MHz band report John G3BDQ has a good one this time. John mentions sidebar contacts with 5N0PYL, CF1YX, 9Q5TT, CN2GB, and GM0EKM plus c.w. to 9G1AA and J20UFT.

Ted's IC-721S at 5W was enough for G2HKU to deal with 3B8CF and S51CA. But the 'Big Box' was needed for N6AW, TU4SR, VY2SS, ST2AA. He also worked assorted W0s, ZB2EO, A71AN, HK7AAG, and OH1NOA/OD5.

The 21MHz Band

Again on 21MHz it's Ted G2HKU who has been busy. Using his Omni-V Ted worked LU4FC, 9J2BO, 4X4NJ, EA8AB. He also managed Z23JO (who is the former G2SO), TI2PZ, YV4NX and EL2NB.

So that's it for this month. Keep writing, and enjoy yourself on the h.f. bands! Send your reports to Box 4 Newtown, Powys SY16 1ZZ.

E N D

Antenna Work

For many more years than I care to remember I, like many others, had accepted that half-wave dipoles will have a steady fall in their radiation resistance when they become closer to the ground. But on one wet afternoon last summer, when browsing through the *ARRL Antenna Book* (15th Edition), I came across a graph that showed that this was only true for dipoles above perfectly conducting ground.

Over what was described as 'real' ground, the fall in radiation resistance doesn't hold true. However, the *ARRL Handbook* definition of 'real' ground is very vague, for in the UK, at least, we have a wide range of soil types.

Perfect ground must be considered as being an excellent conductor in the same way as copper mesh or sea water. Under these circumstances the radiation resistance of a half wave dipole will fall from about 70Ω at a height of 0.2λ down to almost zero at ground.

When 'real' ground is used, there is a remarkable rise in radiation resistance when the antenna height falls below 0.05λ . This is shown in Fig. 1, which indicates that the radiation resistance will lie between 50 and 70Ω when the dipole is only 0.02 to 0.05λ above real ground.

The rise in radiation

Low Slung Antennas

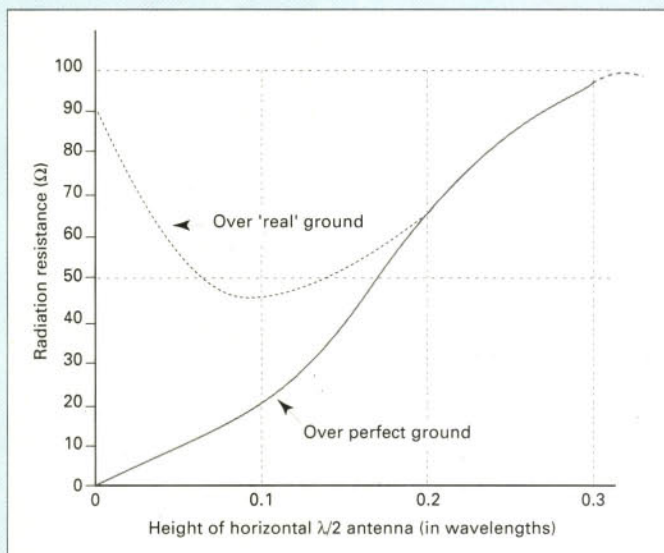


Fig. 1: Graph showing the radiation resistance of half-wave dipoles over a perfect conductor and real ground. The actual curve of the impedance over real ground will vary from location to location, as the soil type varies. The curve shown here is only as an illustration and approximation.

resistance means that a very low dipole (v.l.d.) for the 14MHz band could match into 50 or 72Ω feeder at heights as low as 500-1000mm. This new information created a challenge.

So I set about making a practical v.l.d. for 7MHz. This

was because I thought it might be easier to make contacts on that band.

Garden Canes

I used three one metre (three foot) garden canes as 'masts'.

A centre support is needed to keep the middle of the antenna up (against the weight of coaxial cable), see Fig. 2. Thin insulated wire was employed to make the dipole and it was cut to resonate on 7.050MHz.

The smallest 'egg' insulators I could find were used at the wire ends and a thin rectangle of plastics material served as the centre connector block. When the coaxial cable reached the ground, it was buried at right angles to the run of the dipole for a run of about five metres.

After the right angled run, the coaxial cable was led into a boundary hedge and ran back, a distance of about 45m, to the operating position. If the feeder is not buried (just below the surface will do) a balun is needed to stop r.f. currents running back along the coaxial cable shield.

Half-wave dipoles fed with coaxial cable present a balance to unbalance situation. One solution is to slip some 30 or so large ferrite beads over the antenna end of the feeder.

The ferrite beads, in effect, form an inductive choke. Suitable ferrite beads may be obtained from Messrs

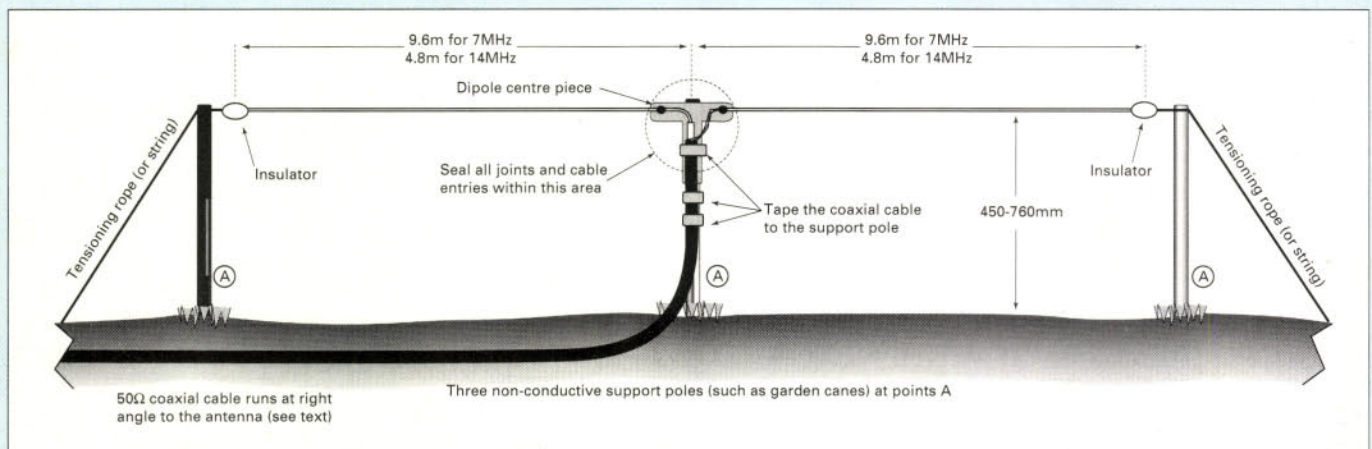


Fig. 2: Practical arrangements for very low dipoles cut for 7 or 14MHz. The three support poles can be made from almost any non-conducting material such as garden canes, length of wooden dowelling or plastics material.

Workshop

John Heys G3BDQ questions the supposed fall in radiation resistance of low slung antennas. He describes his experiments and results using very low dipoles on the 7 and 14MHz bands.

Ferromagnetics and are catalogued as type no: FB-73-2401.

Silicone rubber sealant must be spread over the connection end of the coaxial cable. This is to prevent the ingress of moisture penetration and resultant corrosion.

The prototype antenna had an s.w.r. close to unity and this was brought down to exactly 1:1 by reducing each dipole element by 5%. The v.l.d. wire lengths for 7 and 14MHz are shown in Fig. 2.

First Results

The first results of the radiation pattern for a very low dipole shows mainly high radiation angles. There was little of the very low angles of radiation which are sought after for DX work.

The radiation pattern may best be described as a large sphere positioned at the centre of the antenna. There will be considerable ground losses (average soil is a poor conductor and a lossy dielectric), so much of the radiation will be upwards at high angles.

An unexpected bonus I found with the v.l.d. antenna, is its very low noise level. Signals seem to jump out from a really quiet background. I did not expect much in the way of performance, but was pleasantly surprised!

I tried both c.w. and s.s.b. transmission in tests on 7MHz and I made many contacts with British and European stations. Reports from these stations were good, many reporting an S9 signal. The transceiver output for these tests was 80W and all the stations I worked in the tests lay within a 1000km radius.

More Tests

Encouraged by the results on 7MHz, I decided to try some more tests, but this time on 14MHz. The dipole wires were shortened to two 4.8m lengths

and the antenna was lowered to just half a metre above ground.

The new height of only 500mm represents about 0.025 of a wavelength. Amazingly, my first tests on 14MHz version showed an s.w.r. of unity over the whole of the band. And as with the 7MHz tests, I was using just 80W into the v.l.d.

My first call brought back **IK4MFP** who gave me a 599 report. Many more stations were worked over the next few days including many Russians.

When using s.s.b. mode and I got a 5-and-9 from **CT3EE**. In Uzbekistan, **UN8PYL** also gave me 5-and-9. (On this band just about every European country was worked and logged).

In Eastbourne, **Eric G3CPS**, became interested in my experiments and quickly made a 'chinese copy' of the 14MHz version. Eric was amazed with his results, working all over Europe. Surprisingly, he also had c.w. contacts with **VE8RAF** on Ellesmere Island and **A71CW** in Qatar.

Eric was as surprised, as I was, by the very low noise levels present. He said that he could hear exotic DX on the v.l.d. more easily than on his normal antennas.

Other Findings

Now for some of my other findings. To start I found that the v.l.d. antenna worked best when the two dipole wires ran in a straight line.

Secondly, a slight 'dog-leg' on the antenna elements had little effect. But if the angle between the wires was reduced to 120°, there was some de-tuning.

With the change of tune, I had to add a few centimetres to each end of the antenna to restore the antenna to tune. When the wires were brought to 90° apart, the performance fell right off, the number of contacts and incoming reports dropping.

My v.l.d. antennas are

easily and quickly set up and should be ideal at temporary locations where outside wires are frowned upon. But I had to hang little plastics flags on my dipoles to prevent the XYL tripping over the wires!

As mentioned, the definition of 'real ground' is very vague. For example my garden has a clay loam soil whereas Eric G3CPS, is on chalk.

More experimenting is needed with the v.l.d. type of antenna. This is because the induction field of a v.l.d. antenna will be absorbed to a greater or lesser degree over lossy ground.

So **don't** position your low antenna over your earth system. If you do this of course, you will be getting closer to the 'perfect ground' of the text books.

In practice, raising or lowering the v.l.d. antennas by some tens of centimetres had little effect on their s.w.r. The dipole element lengths however, proved to be more critical.

You can never better a good antenna system that is half a wavelength or more above ground. But, if for some reason, putting up sky wires is not possible, a very low dipole

can be tried. It will certainly bring you many contacts within Europe and occasionally with stations further afield.

Even if not used for transmitting, v.l.d.s are excellent for low noise reception. Man-made noise fields such as those from motors, thermostats or TV line timebases are less intense at ground level. **PW**

Further Reading

ARRL Antenna Book 17th Edition. Over 700 pages of many antennas and related topics.

ARRL Antenna Compendium (Volumes one to three). Three more ARRL books to make up your library.

HF Antenna Collection (RSGB) edited by Erwin David G4LQI. Extracted from articles previously published in *RadCom*.

Practical Antennas For Novices (RSGB) by John Heys G3BDQ. Especially written for Novices (or other low power users) to get the best out of an antenna system.

Practical Wire Antennas (RSGB) by John Heys G3BDQ. More practical approaches to wire antennas suitable for many locations.

All the above books are available through the **PW Book Service** (see those pages in this issue). In the section marked 'Antennas' (Aerials) you will find many more books that should interest you.

Report

This month David Butler G4ASR explains just how you can catch those elusive openings on the v.h.f. and u.h.f. bands. David gives advice by looking at the 'Propagation Year' and provides a special chart.

I'm going to take a look at the 'Propagation Year' this time. This is because I've recently received a letter asking for advice about how to recognise when a 'lift' is likely to occur on the v.h.f. bands.

The correspondent mentioned that the only time he had taken part in such conditions was more by luck than judgement. He now wants to change the odds!

In my view, the key to catching openings on the v.h.f. bands is based on three simple processes. These are **knowledge, prediction and fact**. And now, I'll explain just what I mean.

Picking up knowledge of when certain propagation modes occur is no different from picking up knowledge of the weather. In the winter you expect it to be cold and in the summer you hope it will be hot!

You'll also be aware of spring showers and autumn fog. And it's **exactly** the same with radio propagation.

With a little help you'll soon learn about summer Sp-E, autumnal tropospheric and auroral propagation during the equinoxes. But, to help you remember them all, I've designed a chart, **Fig. 1**.

The Chart

The chart in **Fig. 1** shows when certain propagation modes are likely to occur during the year. The year planner shows the four propagation modes that are most common on the v.h.f. bands.

The four modes are: **tropospheric enhancement (tropo), auroral, Sporadic-E (Sp-E) and meteor scatter (m.s.)**. Other modes such as tropospheric scatter, ionospheric scatter and even moonbounce (e.m.e.) exist, but as these require high power and large antenna systems, I won't mention them further.

There are also modes that only affect the 50MHz band and occasionally the

70MHz band. These are **trans-equatorial propagation (t.e.p.) and F2-layer propagation**. I'll cover these and the other esoteric modes in a later column.

Tropospheric Opening

The most common of all propagation modes is the tropospheric opening. Enhancements occur throughout the year, usually in the summer.

However, the best openings are in the autumn during the months of October and November. Openings in the summer can occur at any time of the day or night but are generally better in the early morning or evening.

The reasons for better evening and morning events are straightforward. It's because the cause of the surface duct, the temperature inversion, is destroyed to some extent by the warming rays of the sun.

Tropo enhancement can be found on all bands from 144MHz through into the microwave region. Although small lifts are experienced on the 50 and 70MHz bands, they are never extensive.

Auroral Openings

Auroral openings also occur at any time of the year, but peak around the equinoxes. So I suggest you keep a special watch during February-March and October-November.

Openings normally occur between 1400-1900UTC and around local midnight. All events are different but the peak times for DX is usually 1500-1700UTC.

Auroral propagation works best on the 50 and 70MHz bands. However, much activity can also be found on the 144MHz band because of the increased international availability. Contacts on the 430MHz band are more scarce and usually limited to the larger auroral events.

Sporadic-E

Openings via Sp-E propagation occur frequently during the summer months. On the lower frequency v.h.f. bands the season will start in early May and continue into the first week or so of August.

There's also a winter peak in activity during December-January. The 50MHz band can often be open for DX at some time between 0600-2400UTC.

More intense openings create openings on the 144MHz band, normally during June and July.

The upper frequency limit of Sp-E propagation is around 230MHz. The best times to catch openings on this band are 1000-1400 and 1600-2000UTC.

Meteor Scatter

Propagation via the ionised trails of meteors (as they burn up in the upper atmosphere) exists every single day of the year allowing contacts to be made with stations up to 2000km away. However, many m.s. enthusiasts prefer to operate during major meteor showers when the chances of making a complete QSO are greatly enhanced.

The principal showers occur virtually every month of the year. But the months of February, March and September are the exception. In the northern hemisphere most showers occur in the months May-August.

The great thing about m.s. is that unlike other propagation modes, the 'opening' can be predicted with a high degree of confidence. And contacts with low power and simple antennas are very easy to make on the 50MHz band.

You'll need about 100W and a reasonably long Yagi to make consistent contacts on the 144MHz band. But only stations with e.m.e. capability should attempt

contacts on the 430MHz band!

The Knowledge

So, the **knowledge** is the first of the three essential processes. It will tell you in general terms when something is likely to happen.

To narrow the odds still further you need to have a method of predicting the opening. This is our second process and once again I'll use the analogy of weather as it draws a useful comparison.

Study of existing weather patterns and knowledge of trends enables the meteorological office to issue accurate forecasts. All **you** need do then is watch the weather report to get a good idea what will happen during the next few days. Similarly a study of various propagation events (Yes...even on the h.f. bands!) will give you clues when the next v.h.f. opening might occur.

Usual Mechanism

Interestingly, the most usual mechanism that governs day-to-day band conditions has its origins in the weather. Tropospheric propagation is linked to the fundamental properties of the atmosphere.

The properties are, incidentally, the vertical distribution of temperature and water vapour. These tropospheric lifts occur most often in anticyclonic weather systems. Watch out for an area of high pressure during the summer when your barometer is reading **Fair or Very Dry**.

During the autumn, some excellent tropospheric DX can be worked when the weather conditions are misty. So, keep a look out for weather forecasts where fog or mist is indicated and high pressure extends from the

UK deep into Europe.

It's also a good idea to watch for co-channel interference (c.c.i.) on TV too. This can be a pointer to a 'lift' (particularly on 430MHz) on v.h.f./u.h.f. On your TV, c.c.i. shows up as either fine horizontal lines or (when the lift is pronounced) a complete foreign television picture.

Important Calendar

I've mentioned many times in this column the important need to keep a 27-day auroral calendar. This is simply a chart of the year (or longer periods) displayed in 27-day strips.

Whenever an auroral opening is observed you should note it on the chart. As the sun takes approximately 27 days to rotate it's possible that a repeat may occur a month later. And although you won't catch every repeat event it will indicate when special attention should be paid to the band.

There are also a number of reliable indicators which give a short-term indication of auroral events. For example, some 20 to 40 hours before a radio aurora, incoming high energy electrons may penetrate down into the ionospheric D, E or F layer regions.

The incoming high energy electrons can cause h.f. fade-outs. So, if your favourite h.f. band (or i.f. band for that matter) is acting strangely it's worth remembering that an aurora might occur within a day or so.

One of the most reliable short-term indicators of auroral events is disturbances caused to the earth's magnetic field. You can detect them with a magnetometer using a Hall-effect sensor, which is simple to build and gives an excellent indication of auroral openings.

Not Restricted

The use of a 27-day calendar is not just restricted to auroral prediction. The chart can also show when the active or quiet side of the sun is facing the earth.

The 'active' or 'quiet' indication is very useful as the sun has a considerable influence on other propagation modes. This is especially true of the 50MHz band when F2-layer propagation is prevalent.

Some 'experts' also

claim to be able to predict when Sp-E openings are most probable. Certainly in my experience the formation of Sp-E seems to be inhibited during periods of auroral activity.

So, although many other factors need to be taken into account, periods when the geomagnetic K-index is 0 or 1 (little or no activity) is conducive to Sp-E openings. You'll need to listen to the standard WWV broadcasts or propagation beacons like DK0WCY (10.144MHz) to get this information. Alternatively the DX Cluster network can provide this data.

Regular Intervals

Earlier I mentioned that meteor showers occur at regular intervals. And of course they do!

However, it's worth noting that by keeping a record of the previous year's activity an accurate prediction of subsequent radio peaks can be made. This is because the earth intercepts the shower orbit every 365.25 days.

So, by simply adding six hours to the date and time of the previous year's radio peak, you can predict fairly accurately when the peak will be this year. For leap years, you must subtract one day for all shower dates after February 29.

For example, I noticed that conditions during the Perseids shower last year seemed to peak between 0900-1200UTC on August 12. There was also another peak in activity between 2200-0400UTC during the evening.

Therefore, the radio peak of the Perseids meteor shower this year will be between 1500-1800 on Saturday August 12 and between 0400-1000UTC on Sunday August 13. But of course, these predictions won't guarantee that any meteors will be present at the time!

Another way to make predictions of meteor shower peaks is to use appropriate software and a computer. Incidentally, a program by OH5IY gives the Perseids peak as 1130UTC on August 12, with an accuracy of ± 3 hours.

Yet another prediction program, this version is by G4PMK, gives the peak as 0115UTC on August 13. However, which method you use is your choice but I can guarantee that there will be much DX activity that weekend!

Maintaining Records

So, the second process, that of prediction, is simply a matter of maintaining records of solar or weather driven events. Of course it's not quite as simple as that, but after a while you'll get an intuitive feel for your favourite band.

Finally I'll turn to the last of our processes. This is probably the most important and deals with what's happening right now.

Again I'll compare radio conditions with the weather. For example, if you stick your head out of the window and it gets wet you can say it's raining!

Next turn the radio on. You hear lots of DX. The band's open! Nothing can be a substitute for **actually** sitting in the shack and listening to the v.h.f. bands. If you did it all day long you wouldn't miss a thing.

However, as I've just described you don't actually need to monitor the bands all the time...only when it's more likely to be open. But I realise that not everyone can afford the time to sit in the shack tuning aimlessly up and down the frequency bands.

One method I use, particularly for Sp-E and auroral propagation, is to monitor activity in the 48-54MHz region. This spectrum covers not only the 50MHz amateur band but also Band I television broadcast stations.

The Band I television transmitters are especially useful 'indicators' as a sufficient number of them still exist throughout Europe. Additionally, radio auroras and Sp-E are more prevalent at these low frequencies than the 144MHz band for example.

By investing in a 50MHz converter and a simple dipole you are able to monitor Band I. You could also get a few hours warning of better things to come on higher frequencies.

Good Results

Two other real-time information methods also give good results. The first is the use of the DX Cluster network.

By logging into your local cluster you are able to monitor DX spotted by other stations. The attraction of this packet radio based system is that you can set up parameters to your particular liking. You could, for example, configure the

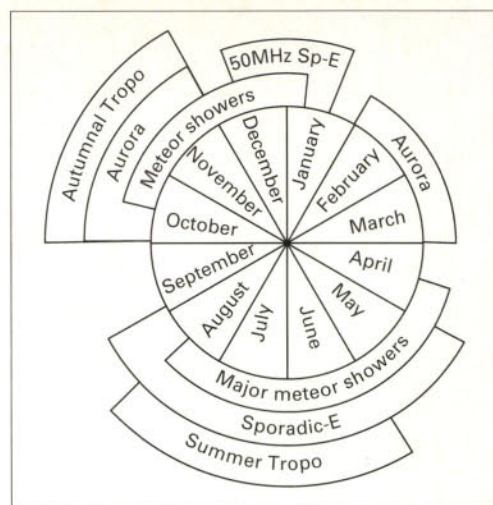


Fig. 1:
Propagation
modes chart by
G4ASR (see text).

system to alert you only when DX spots are announced for the 50 or 144MHz band.

The other method is to form a telephone 'warning chain'. This is quite easy to set up but does rely on other people telephoning you. More often than not they prefer to stay on the microphone and work the DX!

Finally, if all else fails just leave your radio tuned to 28.885, 50.110, or 144.3MHz or whatever calling frequency you prefer and turn the volume up. You can then do the washing up and monitor the band at the same time!

Deadline Time

It's deadline time again! And, by the time you read this, the first signs of the summer Sp-E season should be observed.

So, if you make any interesting contacts please let me know about it. As usual send your reports to me at: **Yew Tree Cottage, Lower Maescoed, Herefordshire HR2 0HP** or via packet radio @ GB7MAD or the DX Cluster system. Alternatively you can telephone me on (01873) 87679.

E N D

Recommended Reading

The VHF/UHF DX Book by Ian White G3SEK† (ISBN 0-9520468-0-6).

Radio Auroras by Charlie Newton G2FKZ (ISBN 1-872309-03-8).

Space Radio Handbook by John Branegan GM4IHJ† (ISBN 1-872309-05-4).

Beyond Line of Sight by Emil Pocock W3EP (ISBN 087259-402-5).

† Available from the **PW Book Service**.

In this month's round-up, Peter Shore has news of changes to the BBC World Service, readers' reports as well as the latest radio programme schedules.

Since the beginning of April, Britain's international broadcaster, BBC World Service (WS), has been transmitting five different versions of its English language output. Regional schedules have been devised which, according to WS Managing Director, Sam Younger, "put time on the listener's side", with the same programmes being broadcast, but at more convenient times.

Apparently in some parts of the world, up until now, tuning to things like *Play of the Week* meant getting up before sunrise, or listening in the middle of the night. Now, wherever you may be in the world 'your favourite programmes are at times to suit you'. A bold claim from the world's most listened to international radio station, but what does it mean in practice?

Five separate 'streams' of programmes are now leaving Bush House on their way to transmitting stations in Britain and overseas relays. One stream broadcasts to Europe, North Africa and the Middle East, as well as most of the countries that formed the Soviet Union; another goes to Africa south of the Sahara; South Asia (India, Pakistan, Bangladesh, Nepal) receive another; Asia and the Pacific has its own service; and the Americas, from the wastes of the Canadian north to the tip of the South American continent has another.

So, if you tune in to 15.07MHz, a favourite European frequency, you should hear the World Service's European service. Try 15.40MHz from Ascension, and you'll get the African stream, complete with *Focus on Africa* and other programmes made for audiences in the continent. And so on, all around the world.

But what about strange frequencies like 6.195MHz? In the European early evening the 6.195MHz has

often been subject to an off-putting echo as the frequency is broadcast from the UK and an overseas station simultaneously.

Under the new scheme, the two transmitters might carry separate programmes, and effectively the BBC would jam itself. Apparently the new schedule has ironed out such problems. Let me know if you spot any strange effects caused by the World Service's new broadcasting techniques.

Radio Metropolis

There's been quite a lot of reaction to my mention last month of new Czech short wave broadcaster, Radio Metropolis. **Robin Guppy** in Basildon, Essex, and **A. P. Oldroyd** in Ossett, West Yorkshire, were among the first to write and say they had heard the station.

Robin caught the station in February using a newly purchased Kenwood R-5000. It's connected to a 25 metre long-wire antenna.

The set owned by A. P. Oldroyd is a Sony SW-55. He uses the set's built-in whip antenna and says he also picked up Radio New Zealand International very well on it. Radio Metropolis was heard on 5.905MHz at 1140UTC on February 20.

Keep writing, and don't just limit your news to snippets about Radio Metropolis!

Columbia's Service

Reports have been carried on a number of DX shows on the short wave bands about the re-emergence of Colombia's international service. Radio Nacional has been logged between 2230 and 0000UTC on 4.955MHz, with identification in Spanish. The station's address is **Radiodifusora Nacional de Colombia, Radio Canal Internacional, PO Box 93994, Bogota.**

Latest Schedules

A new schedule has recently arrived from Radio Budapest. From the end of March, the station will be on the air with English to Europe at 2000 until 2030 on 3.975, 6.11 and 7.22MHz, and at 2200 to 2230 on 3.955, 6.11 and 7.22MHz. The North America service is on the air for 30 minutes at 0200 on 6.025, 9.0835 and 11.91MHz and at 0330 on 5.965, 9.835 and 11.91MHz.

Radio Budapest has published its 'Honours List' for 1994. The list contains details of people who participated in Budapest's programmes during the year, with letters quoted, questions answered, or suggestions for broadcast features sent in. There are 21 listeners in the UK (including one who slipped in although his address is in Normandy) who are included on the list, and 18 from the USA.

Contact the station to see if you can make it into the 1995 Honours List. The station's address is **Radio Budapest, Bródy Sándor u. 5-7, H-1800 Budapest, Hungary, or FAX on +36 1 138 8838 or 138 8517.** There is also an answering machine connected to **+36 1 138 8320.**

The Voice of Greece has English for Europe at the following times: 0740 on 11.645, 9.935 and 9.425MHz; 1335 on 17.52, 15.65MHz; 1910 on 9.38, 6.26MHz

The Voice of the Islamic Republic of Iran beams English worldwide at: 0030 on 9.67, 9.022 and 7.10MHz to North America; 1130 on 11.93, 11.79 and 11.745MHz to the Middle East and Asia; 1530 on 11.79 and 9.575MHz to Asia; 1930 on 9.022 and 7.26MHz to Europe and Africa. All programmes are one hour long.

The Iranian station has started a new Swahili service to East Africa. It has been observed on the air at 1700UTC for half-an-hour on 11.74 and 9.685MHz.

Vietnam has started to use transmitters in Russia to beam into Europe. There is an English service at 0400 for two hours on 5.94MHz, and

at 0600UTC an hour long programme in Spanish is transmitted on 7.40MHz, following a Voice of Russia (formerly Radio Moscow) Spanish service programme.

Christian Science

The sale of the Scott's Corner transmitting station built by the World Service of the Christian Science Monitor has now been completed. The Christian Science Monitor has sold the fully operational site to the World Voice of Historic Adventism for US\$5million.

The Monitor has concentrated its US short wave operation to the Cypress Creek site in South Carolina. From there it beams to Europe and Africa using 500kW transmitters.

China Messenger

The winter edition of China Radio International's (CRI) *The Messenger* landed on my desk just as I was finishing off this month's column. The station publishes its English language schedule as: 2000-2200 on 9.92 and 6.95MHz to Europe direct from China; 2200-2230 on 3.985MHz from Switzerland and 2200-2300 on 7.17MHz from a Russian transmitter. Can anyone explain why CRI broadcasts two distinct programmes to the same target area at the same time?

Broadcasts to North America's East Coast are at 0000 on 9.71 and 11.715MHz from Mali; 0300-0400 on 9.69 from Spain; 9.71 and 11.715MHz both from Mali; 0400-0600 on 9.73 from French Guiana.

That's all for this month. Do keep writing to me via the PW Editorial Offices with details of interesting things you've caught. Until next time, good listening.

E N D

Roger Cooke G3LDI brings you news of his trip to Australia, where he made a point of meeting many amateurs interested in packet. This month Roger introduces just a few of the more active stations.

During my Australian tour I stayed in Crowsnest, a suburb of Sydney with **John Bayes VK2SB** and his wife Mary. John and I had planned a trip north up the coast of Australia, as far as Cairns, in Northern Queensland. We had the TS-50 in the car with a home-made whip on the roof and also a 144MHz f.m. rig, so we were well-equipped radio-wise. Unfortunately, propagation did not favour us too well and we spent most of our time on 144MHz or the VK travellers net on 14.116MHz.

One of the first amateurs we spoke with was **Jim VK2FJM**. Jim is a white stick operator and wanted to know if there was a method of getting onto packet. I thought I had seen a mention of this somewhere, so if anybody can enlighten me, I would be delighted to pass any information back to Jim.

Further north in Port Macquarie, John and I spoke with **Richard VK2CHC**. We were invited to visit **Peter VK2BZA**, who at 80 plus, still works DX regularly.

Further north still, we visited **Paul VK2BZC**, who has a superb location on a hill-top and is very active on packet.

Paul is a Doctor and is known locally as Dr. Paul on the air! He is featured in **Fig. 1**. Paul is only active on the v.h.f./u.h.f. bands.

One of the more well-known Port Macquarie packet people must be **Tony Lonsdale VK2DHU**, the author of PAKET, the packet terminal program. We got lost on the way to Tony, but eventually found him, and he is shown at the terminal in **Fig. 2**.


Tony very kindly gave us a copy of PAKET 6 - which at the time was the latest version of his software. We spent a very informative evening with him.

No Site Clearance

One very nice thing about VK is that there is **no** site clearance, **no** special BBS licence, so there's no need to wait. They just operate!

However, even without an

Fig. 1: (Right) Paul VK2BZC in his compact shack.



official organisation, they still manage to run quite an efficient network, which must be extremely difficult considering the enormous distances involved.


The packet 'backbone' is on u.h.f. at 1200baud, although changing to 9k6baud shortly with users on 144MHz. Tony estimated that out of 50 amateurs in Port Macquarie, about 12 were active on packet.

The Australian Amateur Packet Radio Association (AAPRA) is a very active and dedicated organisation which has some 250 members. We visited **Jo Harris VK2KAA**, one of AAPRA's committee members on our return to Sydney.

More on Jo in my next column. However, Jo was kind enough to let me have a copy of the *PAKET Handbook*, produced by AAPRA.

The *PAKET Handbook* is a very nicely produced manual, telling you just about everything you need to know about the computer program PAKET. The book, written by Tony VK2DHU, is available from AAPRA for \$30 seairmail or \$35 airmail. It is well bound, starts with an index and is separated into 11 parts or chapters.

The handbook starts with the history and description of the Australian Network, before describing starting PAKET. There are sections on REMOTE mode, SCRIPT PROCESSING and PMS



system. There's a section dealing with PAKET PROTOCOL and a Technical section which gives information on handshaking and TNC settings.

Written with two columns per page, the book has a style catering for the raw beginner, but is still excellent for the more advanced user. Running to around 150 pages, it's good value and seems a must for the PAKET user. It can be obtained from:

AAPRA, 59 Westbrook Avenue, Wahroonga, NSW 2076, Australia.

By this time, all the talk about packet had inspired John. He was thinking how best to get onto the mode upon our return to Sydney, so he also took a copy of PAKET from Tony and made it his project before I left for home!

John wondered if he was getting too old at 64 to get into the digital world, so we visited **Bob VK2AWA**, who, at

78 years young (his words!) is active on packet and thoroughly enjoys it. Bob lives in Coffs Harbour and is pictured in **Fig. 3** proves you're never too old to have fun!

BBS Survival Guide

Finally, I would just like to say that the *BBS Survival Guide*, 2nd Edition, is now available. It now runs to 98 pages, but with different livery, with a light blue cover, and loads more information. The cost is £6.00 post paid from G3LDI or it is available from Siskin Electronics. Profits will go to the Amsat Phase3D fund.

Happy Packeting. Roger, G3LDI @ GB7LDI, or QTHR for 'snailmail'. Tel: (01508) 570278.

E N D



Fig. 2: (Left) Tony Lonsdale VK2DHU the author of the PAKET computer program.

Fig. 3: (Below) John VK2AWA who at 78 years young, shows you're never too old to enjoy yourself on packet radio.

J. BIRKETT

SUPPLIERS OF ELECTRONIC COMPONENTS

R.F. POWER TRANSISTORS BLY89A @ £8.95, £16 pair, BLY97 @ £3, BFR64 @ £2.50.
 DUAL GATE MOS FETS like 40673 @ 80p, BF981 @ 35p 4 for £1.20.
 50 ASSORTED RELAYS sub-miniature 6 to 48 volt. Fit into 16 pin I.C. socket @ £5.
 SCREW TERMINAL ELECTROLYTICS 10,000uf 25v.w. @ 3 for £1, 15,000uf 40v.w. @ £1, 15,000uf 63v.w. @ £1.30, Tag Ended Types 1500uf 200v.w. @ 3 for £2, 10,000uf 40v.w. @ 60p, 4 for £2.
 2 HOLE FERRITE BLOCKS @ 25p, 6 Hole Ferrite Bead @ 4 for 50p, sub-min beads @ 12 for 50p.
 FETS 2N4869A @ 25p, 2N5486 VHF-UHF @ 45p, 2N3819 @ 35p, MPF102 @ 45p, J304 @ 25p, J230 @ 20p, UHF Amplifier MEM631 @ 55p.
 SOLDER-IN FEED THRU'S 500v.w., 5pf, 27pf, 300pf, @ 10p, 1000pf @ 15p.
 GAS FETS MGF1903B @ £1.95, NE76184A @ £1.90, 24GHz Red Spot @ £1.95.
 AIR SPACED VARIABLE CAPACITORS 10+10+20pf @ £2.50, 200+300pf @ £3.50, 365+365pf @ £4.95, 365+365+365pf @ £4.95, 250+250+20+20+20pf @ £3.50, C804 Type 5pf, 10pf, 25pf, 50pf, 100pf, @ £3.50 each, Dual Bearing 100pf @ £4.95.
 VHF POWER FET VM120FT (41109) 175MHz 20 watt, 28 volt @ £5.95, UHF Power Type 41114 No Details @ £6.95.
 ASSORTED CRYSTALS 20 HC6U @ £1, 15 HC18U @ £1, 20 HC6U @ £1, 15 HC18U @ £1.
 2 HOLE FERRITE BLOCK @ 25p, 6 HOLE FERRITE BEAD @ 3 for 50p.
 POSTAGE STAMP TRIMMERS 25pf, 50pf, 85pf. All at 85p each.

ACCESS, SWITCH and BARCLAYCARD accepted. P&P £1 under £10. Over Free, unless otherwise stated.
C.M. HOWES KITS. Available by post and for callers.



25 The Strait
 Lincoln LN2 1JF
 Tel: 520767
 Partners J.H. Birkett
 J.L. Birkett

Coming
 soon...

"At the place where
 electronic computers
 were born and where
 communications
 came of age"



**BLETCHLEY
 PARK** AMATEUR RADIO
 & COMPUTER RALLY

Saturday June 17th & Sunday June 18th
Bletchley Park, Milton Keynes, Bucks

For further details please contact RadioSport Ltd. 126 Mount Pleasant Lane,
 Bricket Wood, Herts, AL2 3XD. Tel 01923-893929. Fax 01923-678770.

TAPE CASSETTE UNIT Uher language lab unit modern style unit for local or remote control size 17x5x6" no info other than 40v AC supply as Papst cassette unit. £24.50. **HEAD & MIKE SET** Astrolite with boom mike 600 ohm mike & phones. £17.50. **SPEAKER** small horn m/c type nom 15 ohm size 5x3" new. £12.50. **MORSE KEYS** Army general purpose on wood base with buzzer req 4.5v batt. £18.50 also Larkspur type semi weatherproof. £16.50. **EARTH LEAKAGE TRIPS** for panel mounting for 240v 50c/s 25 amp two pole new. £16.50. **TRANS ISOLATION** 240 to 240 or 240/120 max 250 watts in case size 6x5x9". £24.50. **A.F. OSC** Services type S501 20c/s to 120Kc sine & square for 240v var o/p at various Z up to 600 ohm tested with book. £45. **RELAY COAX** RT type coil 24v DC 1p c/o 50 ohm 30 watt 450 Megs wire in type UR43 new. £14.50. Also H.F. Vacuum c/o type 400 watt, coil 24v DC new. £25. **MAINS C.V.T.** voltage regulator trans 240 to 240v 50c nom 1Kw new. £65. **FREQ SYNTH** small plug in module by Plessey no info NATO type 110-3481 new. £16.50. **SABRE UHF BEACONS Mk5** 243 megas beacon & Rx, 282.8 full RT with aerials reqs 12v battery. New cond. £34.50 per pair.

ABOVE PRICES ARE INCLUSIVE, GOODS EX EQUIPMENT UNLESS STATED NEW.

A. H. SUPPLIES

Unit 12, Bankside Wks, Darnall Road, Sheffield S9 5HA

Tel: 0114-244 4278

Adapt-A-Mast

- Lifts to 25ft • Wall mounting
- Complete with all brackets, cable and winch
- Accepts 2in stub mast • Adaptable to tilt-over
- Available bare steel or hot dip galvanised BS729
- Simple four bolt installation


Call (01505) 503824

or write to

TENNAMAST SCOTLAND

81 MAINS ROAD

BEITH, Ayrshire KA15 2HT



G6XBH G1RAS G8UUS

VISIT YOUR LOCAL EMPORIUM

Large selection of New/Used Equipment on Show

AGENTS FOR: YAESU • ICOM • KENWOOD • ALINCO
 Accessories, ReVex/Diamond range of SWR/PWR, Adonis Mics,
 Mutek products, Barenco equipment, MFJ products.

WE SPECIALISE IN ALL TYPES OF PLUGS, ADP, ETC

* ERA Microreader & BP54 Filter, SEM Products *

* Full range of Scanning Receivers *

AERIALS, Tonna, Maspro, plus full range of base/mobile antennas.

BRING YOUR S/H EQUIPMENT IN FOR SALE

JUST GIVE US A RING

Radio Amateur Supplies

3 Farndon Green, Wollaton Park, Nottingham NG8 1DU
 Off Ring Rd., between A52 (Derby Road) & A609 (Ilkeston Road)
 Monday: CLOSED. Tuesday-Friday 9.00am to 5.00pm. Saturday 9am to 4pm

G6XBH G1RAS G8UUS Tel: 0115-928 0267

R.A.S. (Nottingham)

R.A.S. (Nottingham)



Penlyon Electrical Ltd

1-3 Cregoe Street, Lee Bank, Birmingham B15 2DZ 0121- 622 5833

Hobby boxes for the constructor. In black ABS. 4 screw lid. Easy punched or drilled. Circuit board slots. Polished finish.	79mm x 61mm x 40mm.....	RMB1.....	£1.79
Antex C soldering iron 15w.	100mm x 76mm x 41mm.....	RMB2.....	£1.87
Antex XS soldering iron 25w.	118mm x 98mm x 45mm.....	RMB3.....	£2.14
Antex ST4 soldering stand.	216mm x 130mm x 85mm (matt. 6 screw).....	RMB4.....	£5.99
18swg solder in tubes.	150mm x 100mm x 60mm.....	RMB5.....	£3.15
Soldering iron kit + case.	Light duty iron with fine tip.....	ANTC.....	£10.49
Desolder pump.	General purpose iron.....	ANTXS.....	£11.99
Test lead kit.	Steel spring holder + cleaning sponge.....	ST4.....	£4.49
Battery charger.	17 grams.....	S54.....	£0.99
Power supply 300 ma.	25w iron, helping hands, holder + tools.....	Y0612.....	£21.99
Power supply 1200 ma.	Metal body with teflon nozzle.....	Y051A.....	£2.95
Quicktest adaptor.	Good value 14 piece kit. Universal.....	TL2.....	£2.99
Enamel copper wire in 2oz reels.	Takes PP3, AAA-AA, C & D.....	BC6.....	£7.49
LCD display screwdriver.	Regulated 3-12 volt. 4 way plug output.....	P006E.....	£7.99
Flashing 12v LEDs.	Regulated 3-12Vdc switchable output.....	P006K.....	£9.99
Mini drill. Input 5-14Vdc.	Quick mains key connector.....	Y003.....	£10.99
	SWG14, 16, 18, 20, 24, 26, 28, 30, 32, 34.....	SWG +.....	£1.39
	36, 38, 40. All gauges same price per reel.....	Gauge.....	
	Voltage to 250v max shown on LCD.....	Y023BA.....	£4.35
	Fitted with 1.5m lead. Power 12Vdc.....	F158Q.....	£1.65
	Collet for 0.8mm to 1.2mm drills.....	Y0613.....	£11.99

All major cards accepted. P & P £2.50. Overnight £6.50. All prices include VAT

QUARTZ CRYSTALS

MADE TO ORDER CRYSTALS

FUNDAMENTALS FREQUENCY RANGE	PRICE	MODE	FREQUENCY RANGE	PRICE
1.5 TO 2.0 MHz	£8.60	3rd OVT	21.00 TO 60 MHz	£6.50
2.0 TO 4.0 MHz	£8.10	3rd OVT	60.00 TO 75 MHz	£7.75
4.0 TO 6.0 MHz	£7.75	5th OVT	60 to 110 MHz	£7.50
6.0 TO 12 MHz	£6.50	5th OVT	110.00 TO 126 MHz	£9.80
12 TO 26 MHz	£7.75	7th OVT	125.00 TO 175 MHz	£12.50
		9th OVT	170.00 TO 225 MHz	£12.75

Unless otherwise requested fundamentals will be supplied for 30 pf load capacities and overtones for series resonant operation. CRYSTALS SOCKETS HC25 £0.40 each MINIMUM ORDER CHARGE FOR SOCKETS £2.00 unless ordered with crystals. Where applicable please state the make and model number of the equipment the crystals are to be used in. HOLDERS - Availability as follows: HC6/U & HC33/U 1.5-225 MHz. HC18/U & HC25/U 2.0-225 MHz. HC45/U. HC49M. HC50M (9mm Can) 12.0-225 MHz add £5.00 per crystal. HC18/T (11mm can) 10.0-225 MHz add £1.00 per crystal. HC17/U (fits FT243 socket) 1.5-225 MHz add £1.00 per crystal. Unless otherwise specified crystals above 2 MHz will be supplied in HC25/U (HC50/U holders). COMMERCIAL CRYSTALS: Available on fast delivery and at competitive prices. EXPRESS SERVICE: Add 50% to the cost of made-to-order crystals for 5-day service.

TERMS: Cash with order post inc. to UK & Northern Ireland. Cheques & PO's to QSL LTD. Please allow up to 14 days delivery. PRICES INCLUDE P&P AND VAT

QuartzLab MARKETING LTD

P.O. Box 19 Erith Kent DA8 1LH

Tel: 0322 330830 Fax: 0322 334904 Full list available on request, please send S.A.E. with all enquiries

AERIAL ROTOR FOR ONLY £49.95!

LATEST CATALOGUE



AR300XL Aerial Rotor, Control Unit and Optional Alignment Bearing

Rotor unit type AR300XL and control consol. Continuous indication of beam heading. Clamps to 2in (52mm) max. mast and takes 1/2in (38mm) max. stub mast. 'Offset' type mounting. Vertical load carrying 45kg. Special offer £49.95 plus £4.95 p&p.

AR1201 alignment (support) bearing. Allows greater/higher head loads. Fitted above rotor. £18.95.

Plus full range of Revco Discones, air/marine antennas, rotators. * Multi-standard TVs & VCRs * Satellite Equipment * Signal Strength Meters * TV DXing Equipment * Masthead Amplifiers * Filters * Accessories

Send £1 for our latest glossy 34 page catalogue, which you will receive back by return of post.



AERIAL TECHNIQUES

11 Kent Road, Parkstone, Poole, Dorset BH12 2EH.
 Tel 01202 738232
 Fax: 01202 716951

ARCADE

The PW Shopping Arcade

Welcome to the *Practical Wireless* 'Arcade'. In this section of the magazine, you'll be able to find all those important services 'under one roof' - just like the shopping arcades you see in the High Street.

Let your eyes 'stroll through' the Arcade every month and you'll find all departments open for business including: The Book Service, Binders and details of other *PW* Services. Make a regular habit of 'visiting' the Arcade, because in future, you'll have the chance of seeing special book offers and other bargains. And don't forget, this Arcade is open wherever you're reading *PW*!

Services

Queries:

Practical Wireless,
PW Publishing Ltd., Arrowsmith Court,
Station Approach,
Broadstone, Dorset BH18 8PW.

We will always try to help readers having difficulties with *Practical Wireless* projects, but please note the following simple rules:

- 1: We **cannot** deal with technical queries over the telephone.
- 2: We **cannot** give advice on modifications either to our designs, to commercial radio, TV or electronic equipment.
- 3: All letters asking for advice **must** be accompanied by a stamped self-addressed envelope (or envelope plus IRCs for overseas readers).
- 4: Make sure you describe the problem adequately, with as much detail as you can possibly supply.
- 5: Only one problem per letter please.

Back Numbers

Limited stocks of many issues of *PW* for past years are available at £2.00 each including post and packing. If the issue you want is not available, we can photocopy a specific article at a cost of £1.50 per article or part of article. Over the years, *PW* has reviewed many items of radio related equipment. A list of all the available reviews and their cost can be obtained from the Editorial Offices at Arrowsmith Court, Station Approach, Broadstone, Dorset BH18 8PW for a large stamped self-addressed envelope.

Binders

PW can provide a choice of binders for readers' use. Plain blue binders are available, each holding 12 issues of any similar A4 format magazine. Alternatively, blue binders embossed with the *PW* logo in silver can be supplied. The price for either type of binder is £5.50 each (£1 P&P for one, £2 for two or more).

Send all orders to PW Publishing Ltd., FREEPOST, Arrowsmith Court, Station Approach, Broadstone, Dorset BH18 8PW.

Constructional Projects

Components for *PW* projects are usually readily available from component suppliers. For unusual or specialised components, a source or sources will be quoted.

Each constructional project is given a rating to guide readers as to the complexity.

Beginner: A project that can be tackled by a beginner who is able to identify components and handle a soldering iron.

Intermediate: A fair degree of experience of building radio or electronic projects is assumed, but only basic test equipment will be needed to complete any tests and adjustments.


Advanced: A project likely to appeal to the experienced constructor. Access to workshop facilities and test equipment will often be required. Definitely not for the beginner to attempt without assistance.

Mail Order

All items from *PW* are available Mail Order, either by post or using the 24hr Mail Order Hotline (01202) 659930. Payment should be by cheque, postal order, money order or credit card (Mastercard and Visa only). All payments **must** be in sterling and overseas orders **must** be drawn on a London Clearing Bank.

SUBS CLUB

Are you frightened of computers and intimidated by all the jargon? Well, this month's *Practical Wireless* Subs Club special offer could change all that. You can learn to use and enjoy computer technology to your best advantage and get *PW* delivered to your door into the bargain!



As we've got a 'Computing in Radio' theme this month, I've looked at various books on the subject with the aim of helping readers who (like me!) are somewhat intimidated by computer technology. And without hesitation I'm again recommending *PCs Made Easy* (2nd Edition), as an effective answer to all those 'computer know alls' we're surrounded with in the office and our hobby!

Armed with *PCs Made Easy*, you, like me, can become more familiar with personal computers. Remember, a computer is just a sophisticated tool, it need not become a way of life for anyone, you just use it to your advantage. Computers are there to serve you, not the other way round and *PCs Made Easy* takes the mystique out of the subject.

With chapters entitled: Getting Started, What Can A Computer Do For Me?, What Are All These Parts?, What's A Program, How Do I Print?, What's A Network?, you'll soon realise *PCs Made Easy* is aimed at helping you. However, although the book is aimed at helping the beginner, it also provides a good reference source for established users. And personally speaking, I've found the book very helpful in setting up my younger daughter's PC requirements and questions for College. (The chapters Do's & Don'ts and Buying A Computer were especially helpful here!)

I especially recommend this book. It helped me and I think it could help you too!

G3XFD

You can get your copy of *PCs Made Easy* for **£13.95 plus £1 P&P (UK), £1.75 P&P (overseas)** (normal price £15.95 plus £1 P&P UK and £1.75 P&P overseas) and get *PW* delivered to your door every month too!

Offer open until May 12 (UK), May 26 1995 (overseas).

To take advantage of this offer just fill in the details on the order form on **page 68** of this issue. Alternatively call **Ann** or **Michael** on our **Credit Card Hotline** on **(01202) 659930** and **quote SCPW5** to place your order.

ORDER FORM

FOR ALL MAIL ORDER PURCHASES IN PRACTICAL WIRELESS

SUBSCRIPTIONS

PRACTICAL WIRELESS - 1 YEAR

☐ £22.00 (UK) ☐ £25.00 (Europe) ☐ \$45* (USA) ☐ £27.00 (Rest of World)

SPECIAL JOINT SUBSCRIPTION WITH SHORT WAVE MAGAZINE (1 YEAR)

☐ £42.00 (UK) ☐ £47.00 (Europe) ☐ \$80* (USA) ☐ £51.00 (Rest of World)

* \$ cheques only please.

Please start my subscription with the issue.

SUBSCRIBERS' CLUB OFFER Page 67

☐ Please send me copy(ies) of PCs Made Easy @ £14.95 inc. P&P (UK).

☐ Please send me copy(ies) of PCs Made Easy @ £15.70 inc. P&P (overseas).

My Subscriber Number is.....

BINDERS

☐ Please send me PW Binder(s)

@ £5.50 each. £

Postal charges: £1 for one, £2 for two or more (UK & overseas surface).

BOOKS

☐ Please send me the following book/s,

..... £
..... £
..... £
..... £
..... £
..... £
..... £
..... £
..... £
..... £

Postal charges.

UK: £1 for one, £2 for two or more. £

Overseas:

£1.75 for one, £3.50 for two or more. £

NEW FASTER NEXT DAY SERVICE (UK)

(For orders received a.m.) £3.75 £

GRAND TOTAL

£

We have re-designed our Order Form to accommodate the new Cardcharge service for Subscribers. This enables Subscribers to save a lot of hassle by using their credit card to pay for their subscription on an automatic annual renewal basis. To take advantage of this service complete the special Cardcharge form at the foot of this page and we will take care of the rest.

CREDIT CARD ORDERS TAKEN ON (01202) 659930

between the hours of 8.30 a.m. - 4.30 p.m. Outside these hours your order will be recorded on an answering machine.

FAX ORDERS TAKEN ON (01202) 659950

Or please fill in the details ticking the relevant boxes, a photocopy will be acceptable to save you cutting your beloved copy!

To: PW Publishing Ltd., FREEPOST, Arrowsmith Court, Station Approach, Broadstone, Dorset BH18 8PW.

PAYMENT DETAILS

Name

Address

.....Postcode

Telephone No.

I enclose cheque/PO (Payable to PW Publishing Ltd.) £

\$

Or

Charge to my Access/Visa Card the amount of £

\$

Card No.

Valid fromto.....

SignatureTel:.....

Orders are normally despatched by return of post but please allow 28 days for delivery. Prices correct at time of going to press. **Please note:** all payments must be made in Sterling.

CREDIT CARD ORDERS TAKEN ON (01202) 659930

FAX ORDERS TAKEN ON (01202) 659950

Use this part of the Order form **only** if you want to use Cardcharge to pay for your subscription. If you want to take out a subscription, or order other items and want to pay by conventional methods, please use the main part of the Order Form.

CARDCHARGE AUTHORITY (for subscriptions only)

To

I authorise you, until further notice in writing, to charge mycard unspecified amounts in respect of.....(yearly magazine subscription)

as and when they become due

Visa/MasterCard account number

Expiry date

Name (as on credit card).....

Full Address.....

.....

.....

.....Postcode.....

Merchant reference: 6940936

Signature

Date

This authority may be cancelled by writing to PW Publishing Ltd. at any time.

BARGAIN BASEMENT

Write your advertisement clearly in BLOCK CAPITALS - up to a maximum of 30 words plus 12 words for your address - and send it together with your payment of £3.00 (cheques payable to PW Publishing Ltd.), or subscriber despatch label and corner flash to: **Zoë Shortland, PW Bargain Basement, Arrowsmith Court, Station Approach, Broadstone, Dorset BH18 8PW.**

Subscribers must include the despatch label bearing their address and subscription number to qualify for their free advert.

Adverts published on a first-come, first-served basis, all queries to **Zoë Shortland on (01202) 659910.**

Advertisements from traders, or for equipment that is illegal to possess, use or which cannot be licensed in the UK, will not be accepted. No responsibility will be taken for errors.

For Sale

Attention Irish readers: Kenwood TS-50, as new, £749. Alinco DJ580 with accessories, £349. Alinco DR112E 144MHz mobile, £225. AOR3000 mint, £575. MFJ949E 300W a.t.u., £129. Opto 3300 frequency counter, £129. Everything is boxed and in as new condition. Gary El3EUB, Ireland. Tel: 051-71278.

FT-290R plus Diawa LA2035 linear amp, s.w.r./power meter. DRAE wavemeter, mobile (car) mounting bracket, 1/2 wave whip, bits and bobs, £250 o.n.o. Geoff Munn, Essex. Tel: (01279) 861371.

FT-470 dual bander, extended coverage, two batteries with new cells, soft case, manual, boxed, £270. Yaesu BC29 fast charger, boxed, £40. Sony AIR 7 scanner 150-2194kHz, 76-174MHz, manual, £120. Pye F412 u.h.f. base station, £70. F9U u.h.f. base station, £45. J. P. Harston GW4JQP. Tel: (01269) 597367.

FT-707 with c.w. filter, FP707 power supply, FC707 a.t.u., stand, mic., mint mobile mount and manuals, £550. Geoff G4ECF, Surrey. Tel: (01483) 570033.

FT-736R 144/430MHz with muTek front end, as new, £1000. IC726 100W h.f. plus 10W 50MHz, as new, £650. IC211E 144MHz multi-mode base with muTek front end, £325. FT290 Mk1 mag mount Heatherlite, etc., £210. Simon G4TVR, Solihull. Tel: 0121-745 8222.

High current power supply 15/30V at 45A d.c. unregulated, could be modified to give 15V at 90A, £95 or swap for AVO160 valves tester. Tel: Buckinghamshire (01494) 521531.

Icom IC-725 plus f.m., manual, £560. Midland 4001, converted 29FM, £45. Reace RC1000 transceiver monitoring system, s.w.r./p.o.w./m.o.d., 1kW rated, £45. All excellent condition, all inc. delivery. Barry GORZI, Cumbria. Tel: (01946) 812092.

Icom IC-R70, excellent condition with original packaging, manuals, etc., silent key sale, £325. Tel: Bracknell (01344) 426161.

Kenwood TS830M unmodified in any way, with built-in p.s.u., full manual and circuit diagrams, £450 for quick sale. Pete, Essex. Tel: (01206) 395968 evenings after 6.30pm.

KW2000E with power supply, KW EZEE match, KW s.w.r. meter 101, v.g.c. Tiny Tim QRP rigs 3.5/1.8MHz, these two need slight attention. Offers. Tel: S. Yorks (01302) 859451.

MFJ-207 h.f./s.w.r. analyser, 1.75-30MHz, as new, boxed with instructions. Checks antenna resonance, adjusts antenna tuner, £75. CapCo SPC-300D a.t.u., co-ax/balanced outputs, 1kW p.e.p., 1-30MHz, as new, boxed with instructions, £200. G2FZU, Nottinghamshire. Tel: (01636) 813847. No offers please.

Practical Wireless back issues, 1949-1965, some years complete, some not. Reasonable condition, offers. Tel: Newcastle 0191-281 7995.

Practical Wireless magazines, 1951-93, some complete years, also *Everyday Electronics*, *Practical Electronics*, *Radio Electronics Constructor*. T. Robinson, Rugeley. Tel: (01889) 583965.

Quantity of QST, T+R, Bulletins 30-70-s, *CQ*, *SWM* 1940-70s, Melody Maker cabinet, 1930s. W1117 wavemeter, Hallicrafters S20R RX. All v.g.c., delivery Midlands possible, sell or swap. Tel: (01938) 810938.

RAE 3 hour video tape, five books, question and answer manual, maths and physics, etc., *RAE Manual* and *How To Pass The RAE*. I've passed! £12 plus postage. Vic, Cornwall. Tel: (01579) 348127.

RU19 aircraft radio, two coil packs, 2-7MHz, good condition, £25. Tel: Essex (01702) 522929.

Scanner, hand-held, Maruhama RT-618 all-mode wide band scanning receiver, 0.5 to 1300MHz, continuous coverage f.m.w., f.m.n., a.m. and s.s.b. modes, 800 programmable memories, £230 o.n.o. Tel: Chippenham (01249) 658025.

Silent key sale: Yaesu TS820 (h.f.), £325. TS227R

144MHz mobile, £90 with 5amp power supply, FT-411R 144MHz hand-held, £90. Kenwood antenna tuner, £150. Realistic PRO-43 hand-held scanner, £150. Mr Elliott on (01222) 495477 after 6pm.

Standard C58 144MHz matching 25W linear, p.s.u., mobile mount, mint condition, all manuals, £275. Wyse dumb terminal, £30. Two rotators, £50 and £30. Or the lot for good reflector telescope. Tony, Herts. Tel: (01923) 681800 evenings or (01956) 808391 days.

TS-430S h.f. plus FTV-250 28/144MHz transverter, £550. Linear two 144MHz s.s.b., 10W, £65. Yaesu FR-50B Ham bands receiver, £60. Belcom LS-102 28MHz multi-mode 10W, £140. R1475 RX, no p.s.u., £40. Ben, Worcs. Tel: (01562) 743253.

Two Compaq XT-PCs plus wealth of spares (so no split), £250. Must collect! Yaesu FRG7700M plus FRT7700, £350. BBC/RTTY system, £160. (RTTY alone £50). Diablo p.s.u. ±15V-8A, £10. Tel: 0161-477 5303. Or send an s.a.e. for full shack clearance lists to: K. Burrows, 10 Basil Street, Stockport, Cheshire SK4 1QL.

Wandel and Golterman PS20 level generator, 20Hz to 20kHz plus 10dB to 59.9dB. Separate receive and transmit units, £150 each. Tel: North London 0171-263 6068 evenings.

WWII collectors: W.T. Mkl Morse key, dated 1940, in steel case with DLR No. 5 headphones and No. 3 carbon microphone with leads and plugs, all in first class condition, £20 per set. Peter, Aberdeenshire. Tel: (01771) 623654.

Yaesu FT-290R multi-mode transceiver, including rechargeable batteries, charger, hands free mic., case, carrying strap, etc., excellent condition, £210. Charles Smart, Stourbridge. Tel: (01562) 883257.

Yaesu FT-707, extra 600Hz filter. YM36-mic., power lead, handbook, mint, £375. Trio TR2300 f.m. with mic., case/strap, NiCads (new), charger, handbook, mint, £135. Drake T4XC R4C MS4/AC4 leads, manuals, mint, £800. Tel: Dover (01304) 373101.

Exchange

AOR 3000A scanner, seven months old hence mint condition, boxed with manual, offered in exchange for Kenwood R5000 or similar.

Reason for exchange, now own two scanners. Tel: Isle of Wight (01983) 756533.

Icom R7100 wanted in exchange for my 486 DX2/66 computer system with laser printer, may accept R7000 or AOR3000A. Chris, Essex. Tel: (01376) 561670.

Kenwood TM742E 50W f.m. dual band transceiver and Kenwood TM255E 40W 144MHz multimode transceiver, both current models with detachable fronts, etc., will exchange both for Kenwood TS790E base station transceiver. B. Williams, W. Yorkshire. Tel: (01274) 880895.

Wanted

Data on KW201 amateur receiver, please advise. Also really good Eddystone 830/7 receiver. John G3CUN, West Midlands. Tel: 0121-474 4856.

Datong converter UC1, any information on Timestep frequency meter (digital) dial DFC41 and Zetagi frequency counter C50. Tony Woodward, Worcester. Tel: (01905) 641759 before 2100 please.

Early Sony products like TR-55, TR-72 and TR-63 radios, TV8-301 TV set, CV-200 video recorder, TPS-C2 walkman, FD-200 flat tube TV, CDP-101 CD player, BVW-1 Betacam camera, BCM-100 Betamovie camera, CCD-V8 8mm video camera, D-50 portable CD player. Enrico Tedeschi, 54 Easthill Drive, Portslade, Brighton BN41 2FD. Tel/FAX: (01273) 410749 or mobile (0850) 104725.

Sony CRF1/2001D H.E.C. CQ-R700, Panasonic RF 9000/8000/B-600. Philips AL990, Hitachi KH 3800, speaker/memory for JRC515. Sale of trade. Sony 320, Philips 22RL793 (broken), Somn/KP FR DX500. Please write to Sabino Fina, 83042, Atripalda (Av), Italy.

SSTV scan converter, Robot, etc., must be functional. Tel: Liverpool 0151-531 1305.

TCS-6 transmitter in clean condition. David Fletcher, Cambridge. Tel: (01223) 843408.

Vintage or modern military gear WWII/NAM, etc., receivers, transmitters, UK/USA/Europe, will collect within reason or pay postage. Ben, Worcs. Tel: (01562) 743253.

Wireless World, Vol. 31 (July to December 1932) and Vol. 46 (1940). Terry Brown G4TZB, Manchester. Tel: 0161-643 6116.

Classified Ads

To advertise on this page see booking form below.

Educational

COURSE FOR CITY AND GUILDS Radio Amateurs Examination. Pass this important examination and obtain your licence, with an RRC Home Study Course. For details of this and other courses (GCSE, career and professional examinations, etc) write or phone - THE RAPID RESULTS COLLEGE, DEPT JX116, Tuition House, London SW19 4DS. Tel: 0181-947 7272 (9am-5pm) or use our 24hr Recordacall service 0181-946 1102 quoting JX116.

HEATHKIT EDUCATIONAL PRODUCTS UK DISTRIBUTOR/SPARES AND SERVICE CENTRE. Cedar Electronics, 12 Isbourne Way, Broadway Road, Winchcombe, Cheltenham. Glos. GL54 5NS. Tel: (01242) 602402.

RAE "The Video"

The definitive learning aid for the exam! A full three hour VHS video based on the highly successful training course developed and presented by Chris Budd G0LOJ

This unbeatable package comes complete with a detailed course study booklet, packed with key learning points, facts and diagrams for instant reference and easy revision. Only £22.50 plus £2 postage and packing or available to callers. Send cheque or postal order to: **Tricorn Marketing Ltd, 31 Berkeley Square, Bristol BS8 1HP** Tel: 0117-921 5390

Wanted

WANTED FOR CASH Valve or solid state communication receivers Pre-1980. Preferably working and in good condition. Non working sets considered also domestic valve radios. Items of Government surplus wireless equipment and obsolete test equipment. Pre-1965 wireless and audio components and accessories. Pre-1975 wireless and TV books and magazines. Also, most valves wanted for cash. Must be unused and boxed. CBS, 157 Dickson Road, Blackpool, FY1 2EU. Tel: (01253) 751858 or Fax: (01253) 302979.

WANTED FERRITE ROD AREIALS must be half inch in diameter no more or less. Must be six inches long or more. contact Peter Tankard on Sheffield 0114-234 3030 any time.

For Sale

VINTAGE SERVICE DATA, circuits & manuals - for: HiFi, Military, Radio, Television & car radio up to the 1060's. Free brochure. Savoy Hill Publications, "Seven Ash Cottage", Seven Ash, Combe Martin, North Devon, EX34 0PA. Tel: (01271) 882665.

LANDHEHR VHF/UHF masthead preamplifiers 2 metre 145MAS £147 and 70cm 435MA £152 P&P. £4. Write or phone for leaflet. Qualitas Radio 23 Dark Lane, Hollywood, Birmingham B47 5BS. Tel: 0121-430 7267.

Valves

VALVES GALORE Most valves available from stock. Otherwise obtained quickly. Please send SAE stating requirements or telephone. **VALVE & ELECTRONIC SUPPLIES** Chevet Books, 157 Dickson Road, Blackpool FY1 2EU. Tel: (01253) 751858 or Fax: (01253) 302979.

WANTED, VALVES GZ34, KT66, K688, PX4, PX25 and all West European/USA manufactured audio valves. Please post list of what you have available for prompt reply. We also wholesale audio tubes, valves and CRTs. Minimum order £100. Billington Export, 1E Gillmans Ind Est, Billingshurst RH14 9EZ. Phone: 01403 784961 Fax: 01403 783519. Callers strictly by appointment only please.

SCIENTIFIC SHAREWARE

Discover the true wealth of PD and shareware for the PC. Since 1982 PDSL have supplied the best and latest programs covering all interests.

Business, Leisure, Engineering, CAD, DTP, Maths, Stats, Chemistry, Education, Electronics, Ham Radio, Esoteric, Medical, Raytracing, Programming & languages, Tools, Utilities, WP, Editors, Comms, Special applications, Esoteric, Novelty, Astronomy & hundreds more.

All software can be provided on floppy disc or CD ROM. Whatever your interest in we probably have. Send today for our PC Shareware reference guide. It runs to more than 250,000 words and is probably the most comprehensive catalogue currently available.

Send £2.50 (voucher provided refundable on first order) or Phone/FAX using Access/Visa/MC to:

PDSL, Winscombe House, Beacon Road, Crowborough, East Sussex TN6 1UL

Tel: (01892) 663298

FAX: (01892) 667473

DISCLAIMER

Some of the products offered for sale in advertisements in this magazine may have been obtained from abroad or from unauthorised sources. *Practical Wireless* advises readers contemplating mail order to enquire whether the products are suitable for use in the UK and have full after-sales back-up available.

The publishers of *Practical Wireless* wish to point out that it is the responsibility of readers to ascertain the legality or otherwise of items offered for sale by advertisers in this magazine.

Computer Software & Hardware

ULTIMATE MORSE TUTOR for PC's and ATARI £30 from BOSCAD Ltd, 16 Aytoun Grove, Baldridgeburn, Dunfermline, Fife KY12 9TA or Tel: 01383 729584, evenings for detailed information.

JVFAX/SSTV, Hamcomm, Pktmon. 9FD or 25FD PC Transceiver Interface, Programmes, Manuals, Pictures. £25.50. G8SLB (QTHR). Tel: 0181-595 0823.

Receivers

B.F.O. KITS Resolves single side-band on almost any radio, £16.49. H. CORRIGAN, 7 York Street, Ayr KA8 8AR.

Miscellaneous

DIY INEXPENSIVE RADIO PROJECTS. Easy to make, SAE, RYLANDS, 39 Parkside Avenue, Southampton SO1 9AF.

VALVE ENTHUSIASTS: Capacitors and other parts At attractive prices! Ring for free list. Geoff Davies (Radio), Tel: (01788) 574774.

TOP PRICES PAID

for all your valves, tubes, semi-conductors and ICs.

Langrex Supplies Ltd., 1 Mayo Road, Croydon, Surrey CR0 2RP.

TEL: 0181-684 1166. FAX: 0181-684 3056.

ORDER FORM FOR CLASSIFIED ADS PLEASE WRITE IN BLOCK CAPITALS

The prepaid rate for classified advertisements is 42 pence per word (minimum 12 words), box number 70p extra. Semi-display setting £13.90 per single column centimetre (minimum 2.5cm). Please add 17.5% VAT to the total. All cheques, postal orders, etc., to be made payable to the PW Publishing. Treasury notes should always be sent by registered post. Advertisements, together with remittance should be sent to the Classified Advertisement Dept., Practical Wireless, Arrowsmith Court, Station Approach, Broadstone, Dorset BH18 8PW. Tel: (01202) 659920, Fax: (01202) 659950

Please insert this advertisement in the issue of Practical Wireless (if you do not specify an issue we will insert it in the next available issue of PW) for insertion/s. I enclose Cheque/P.O. for £..... (42p per word, 12 minimum, please add 17.5% VAT to total).

Name:

Address:

Telephone No.:

Box Number @ 70p: Tick if appropriate ☐

Category heading:

ADVERTISEMENT AGENT REQUIRED

THE RADIO SOCIETY OF GREAT BRITAIN seeks to appoint an independent advertisement agent to handle the advertising space in its publications, principally the magazine *Radio Communication*.

Radio Communication is the UK's leading title targeting the licensed radio amateur. Published monthly and circulated to 31,000 members, it is a 100-page, A4 colour production carrying on average 30% of content as display and classified advertising pages.

Applications are sought solely from prospective agents with relevant experience and capability. It will be a significant advantage to be the holder of a current amateur radio licence or to have a practical knowledge of electronics terminology. This is not an opportunity to learn on the job!

The agency responsibilities will include:

- 1 Marketing of the space to the trade and agencies.
- 2 Production work, technical copy writing, layout and typography for trade setting or with own DTP system.
- 3 Page make-up, proofing, classifieds and setting-house liaison.
- 4 Administration of orders, schedules, charging out (via RSGB).
- 5 Provision of professional advice to the Society and an impartial complaints service to members and advertisers.

The agent will act independently on all routine matters but will be contracted as an agent in law. Remuneration will be by commission only. Applications will be considered from established professionals and those with the experience who may choose to take this opportunity to open a new and suitably financed venture.

Applications should be made in writing with an outline of relevant professional experience and supporting facilities. Total confidentiality will be observed. Marking your letter 'CONFIDENTIAL' please write to the General Manager at:



Radio Society of Great Britain

Lambda House, Cranborne Road, Potters Bar, Herts EN6 3JE

Please mention

**practical
Wireless**

when replying to
advertisements

ELECTRONICS VALVES & SEMICONDUCTORS

Phone for a
most courteous quotation

081-743 0899
Fax: 081-749 3934

We are one of the largest stockists of valves etc, in the U.K.

COLOMOR (ELECTRONICS) LTD.

170 GOLDHAWK ROAD
LONDON W12 8HJ

TRANSVERTERS, LINEAR AMPLIFIERS, PREAMPS, TRANSMIT TONES & MORE. IN KIT OR READY BUILT FORM.

Also Community Broadcast Equipment for Restricted Service Use.

SEND SAE OR 2IRC's FOR CATALOGUE




SPECTRUM COMMUNICATIONS

UNIT 6B FOUNDBURY WEST ESTATE, DORCHESTER,

DORSET DT1 2PG. Phone and FAX 01305 262250

OPENING TIMES: 9-1, 2-5 TUE-FRI, 9-1 SAT. CLOSED SUN & MON



YAESU, ICOM, AOR etc.

SALES & SERVICE Holdings of Blackburn Ltd. Inc. 1952, Yaesu Agents since 1972. G3ILL 40+ years in electronics. Best prices for callers (try us with cheque or 'real money' if you want to bargain) only xyl and self to pay so we can afford to give good prices - valves and CW filters for old Yaesu eg. Phone, normally open Tues, Wed, Fri and Sat. Lunch 12.00-1.30 but phone first we enjoy a few holidays!

G3ILL HOLDINGS, AMATEUR ELECTRONICS
45 JOHNSTON STREET, BLACKBURN, BB2 1EF
(0254) 59595

Create Your Own Circuit Diagrams !

With this new Multi-Tasking PCB Editor for DOS PC's with standard Autorouter up to 6 layers for an all-in-one excellent price/quality offer !

Build your own components, diagrams, frontplates, etc. with this professional and incredible program ! Lots of HAM schematics as samples available !

For more information or a demo-package please contact:

FRL Electronic Systems, PO Box 37154, 1030 AD Amsterdam, The Netherlands
Tel/Fax: + 31 20 6342740 or Internet E-mail FRL@inter.NL.net

THE KITS WITH ALL THE BITS

Send an SAE for a comprehensive list of kits
Or call Alan on 0115-938 2509

LAKE ELECTRONICS

7 Middleton Close, Nuthall, Nottingham NG16 1BX
(Callers by appointment only)



SHORT WAVE MAGAZINE

THE UK'S ONLY MAGAZINE FOR THE RADIO LISTENER

IN THIS MONTH'S BUMPER AIRBAND SPECIAL

REVIEWED:

- ★ HOWES AB118 ANTENNA
- ★ SELDEC SELCALL DECODER

OFFERS:

NiCads and Charger
Airband Active Antenna

ALSO:

- ★ AIRCRAFT RADIO EQUIPMENT
- ★ THE HAM'STER - THE ULTIMATE ACCESSORY?
- ★ A 747 FLIGHT - FROM THE COCKPIT
- ★ CALLS SECALLS & SQAWKS
- ★ RADIO SECRETS OF THE WAR PART 2


PLUS ALL OUR REGULAR FEATURES!

Coming Next Month in the Decode Special

- ★ Reviewed - Wavecom W4100 Data Analyser
- ★ Decoding Interfaces - Getting Started
- ★ Build - A Super Regen VHF Receiver
- ★ The Internet and the SWL
- ★ Beginners Guide to RTTY
- ★ How to Choose a Receiver for Data Reception
- ★ Books and CD Roms for the Decode Listener
- ★ Sets in Conflict - VE Day Commemoration



BOOK SERVICE



£50 PRIZE DRAW

For every book order received between April 13 1995 and May 10 1995, the name and address of the customer will be entered into our prize draw for this issue. On May 11 one name will be pulled from the sack. The lucky person will win a £50 note (the genuine article!). So why not order that book or books you've been thinking about, you could well be our lucky winner next time, don't forget it's much shorter odds than the National Lottery!

The books listed have been selected as being of special interest to our readers. They are supplied direct to your door. Many titles are overseas in origin.

TO ORDER:

PLEASE USE THE ORDER FORM ON PAGE 68 OR TELEPHONE THE CREDIT CARD HOTLINE ON (01202) 659930.

LISTENING GUIDES

CALLSIGN 95

The Civil & Military Aviation Callsign Directory

Intended for the aircraft and radio enthusiast to use as a stand alone reference, or as a partner to *Airwaves 94*. Over 5300 military and 3000 civil callsigns are covered in detail. 108 pages. £7.95

AIRWAVES 94

The Complete HF/VHF/UHF Aviation Frequency Directory

Much of the more obscure (especially military) information is made accessible in this volume. Not only are facilities/activities listed, giving their frequencies, but also there are reverse lists - when the frequency is known, the allocated user can be found. Airways sectors are listed so much more clearly than in the *Supplements*. The main transponder code groups are included. In fact, the book covers all the way from h.f. up to u.h.f. 88 pages. £7.95

AIR BAND RADIO HANDBOOK

5th Edition

David J. Smith


Air band radio listening enables you to listen-in on the conversations between aircraft and those on the ground who control them, and is an increasingly popular and fascinating hobby. A new chapter on military air band has been added. The author, an air traffic controller, explains more about this listening hobby. 190 pages. £8.99

THE COMPLETE SHORT WAVE LISTENER'S

HANDBOOK 4th Edition

Hank Bennett, Harry Helms & David Hardy

This book is a comprehensive guide to the basics of short wave listening. Everything you need to get started as an s.w.l. is explained in a clear and easily understood manner. Receivers, antennas, frequencies, propagation, Q-codes, etc. are all covered. 321 pages. £17.95



FERRELL'S CONFIDENTIAL FREQUENCY LIST 9th Edition

Compiled by Geoff Halligey

Spirally bound, this easy-to-use reference book covers 1.6 - 28MHz in great depth, all modes and utility services, with new reverse frequency listing showing every known frequency against each callsign, who's using what frequency and mode, what's that callsign? 544 pages. £17.95

SCANNER BUSTERS

D.C. Poole

This guide to the methodology of beating the electronic ban on Scanning, deals with the subject of scrambling and encryption systems. The author explains in simple terms how p.m.r. works, the new digital cellular radio telephone systems, spread spectrum, frequency hopping and emergency services communication. How to get more from your scanner and a list of frequencies to listen to are also covered. It is a great reference for both new scanner owners and veterans alike. 64 pages. £4.95

SCANNING SECRETS

Mark Francis

The mysteries of monitoring explained. Advice on buying and operating your scanner. Where to listen and how to gather obscure frequencies. The myths and folk lore exposed. All the information need to unlock the potential of your scanner. 280 pages. £16.95

FLIGHT ROUTINGS 1994

Compiled by T.T. & S.J. Williams

This guide was produced with the sole aim of assisting airband listeners to quickly find details of a flight, once they have identified an aircraft's callsign. Identifies the flights of airlines, schedule, charter, cargo and mail, to and from the UK and Eire and overflights between Europe and America. 122 pages. 0/P

GUIDE TO FAX RADIO STATIONS

14th Edition

Joerg Klingenfuss

The new edition of this super reference book covers the world's facsimile stations, their frequencies and methods of working. There is a section covering the equipment needed to receive FAX over the radio. To give you an idea of what is available there are many pages of off-air received FAX pictures. 392 pages. £20.00

GUIDE TO UTILITY STATIONS

13th Edition

Joerg Klingenfuss

This book covers the complete short wave range from 3 to 30MHz together with the adjacent frequency bands from 0 to 150kHz and from 1.6 to 3MHz. It includes details on all types of utility stations including FAX and RTTY. There are 19549 entries in the frequency list and 3590 in the alphabetical callsign list plus press services and meteorological stations. Included are RTTY

& FAX press and meteo schedules. There are 11800 changes since the 10th edition. 534 pages. £30.00

INTERNATIONAL RADIO STATIONS GUIDE

BP355

Peter Shore

As in 'Broadcast Round-up', his column in *PW*, Peter Shore has laid this book out in world areas, providing the listener with a reference work designed to guide around the ever-more complex radio bands. There are sections covering English language transmissions, programmes for DXers and s.w.l.s. Along with sections on European medium wave and UK f.m. stations. 266 pages. £5.95

POCKET GUIDE TO RTTY AND FAX STATIONS

Bill Laver

A handy reference book listing RTTY and FAX stations, together with modes and other essential information. The listing is in ascending frequency order, from 1.6 to 26.8MHz. 57 pages. £3.95

RADIO LISTENERS GUIDE 1995

Clive Woodyear

This is the third edition of this radio listener's guide. Simple-to-use maps and charts show the frequencies for radio stations in the UK. Organised so that the various station types are listed separately, the maps are useful for the travelling listener. Articles included in the guide discuss v.h.f. aerials, RDS, the Radio Authority and developments from Blaupunkt. 68 pages. £3.45



SHORT WAVE INTERNATIONAL FREQUENCY GUIDE

This book contains a comprehensive frequency listing covering 400kHz - 30MHz and is packed with everything from the basics of short wave listening to explaining FAX and RTTY. In this updated version there are many new broadcast and utility stations listed. 188 pages. £12.95

UK SCANNING DIRECTORY

4th Edition

This spiral bound book lists over 20000 UK spot frequencies from 25MHz to 1.6GHz. Articles on scanning in the UK. 335 pages. £17.50

WORLD RADIO TV HANDBOOK 1995

Country-by-country listing of l.w., m.w. & s.w. broadcast and TV stations. Receiver test reports, English language broadcasts. The s.w.l.'s 'bible'. £15.95

SATELLITES

NEWNES GUIDE TO SATELLITE TV

Derek Stephenson

This book, the 3rd edition, is a hard bound volume, printed on high quality paper. The author is a satellite repair and installation engineer and the book covers all information needed by the installation engineer, the hobbyist and the service engineer to understand the theoretical and practical aspects of satellite reception with dish installation and how to trouble-shoot when picture quality is not up to anticipated reception. Mathematics has been kept to a minimum. 371 pages. £18.95

SATELLITE BOOK - A Complete Guide to Satellite TV Theory and Practice

John Breeds

This book deals almost exclusively with television broadcast satellites and is a comprehensive collection of chapters on topics, each written by an expert in that field. It appears to be aimed at the professional satellite system installer, for whom it is invaluable, but it will be appreciated by a much wider audience - anyone interested in satellite technology. 280 pages. £32.00

SATELLITE EXPERIMENTER'S HANDBOOK

2nd Edition

Martin Davidoff K2UBC

The book is divided into four main sections - History, Getting Started, Technical Topics and Appendices. It provides information on spacecraft built by, and for, radio amateurs. In addition, it discusses weather, TV-broadcast and other satellites of interest to amateurs. 313 pages. £14.50

SATELLITE TELEVISION

A layman's guide

Peter Pearson

Pictures from space, that's what satellite television is all about. Orbiting satellites, 35000km high, receive TV signals from stations on the earth and re-transmit them back again. This book explains all you need to know to set up your own satellite TV terminal at home, dish and accessories, cable and tuner. 73 pages. £1.00

SATELLITE TELEVISION INSTALLATION GUIDE

5th Edition

John Breeds

A practical guide to satellite television. Detailed guide-lines on installing and aligning dishes based on practical experience. 76 pages. £15.00

WEATHER SATELLITE HANDBOOK

5th Edition

Dr Ralph E. Taggart WB8DQT

This book explains all about weather satellites, how they work and how you can receive and decode their signals to provide the fascinating pictures of the world's weather. Plenty of circuit diagrams and satellite predicting programs. 192 pages. £14.50

WRTH SATELLITE BROADCASTING GUIDE

1994 Edition. Bart Kuperus

This brand new publication, written by one of the experts from the respected *World Radio TV Handbook*, will be a great help to everyone interested in the world of satellite radio and television. Featuring over 300 pictures and graphics. All the information you need to know about installing your own satellite system. 366 pages. £15.95

AMATEUR RADIO

ALL ABOUT VHF AMATEUR RADIO W. I. Orr W6SAI


Written in non-technical language, this book provides information covering important aspects of v.h.f. radio and tells you where you can find additional data. If you have a scanner, you'll find a lot of interesting signals in the huge span of frequencies covered, 100-300MHz & 50, 420, 902 & 1250MHz bands. 163 pages. £9.50

AMATEUR RADIO CALLBOOK & INFORMATION DIRECTORY (RSGB)

Latest Edition
The first 124 pages provide a useful information directory with details of specialised clubs, county lists, repeater details, band plans and reference material. Then follows the callbook itself with over 60 000 callsigns including E1 and Novice stations. A new section has been added towards the back of the book giving lists of surnames and initials of listed radio amateurs followed by callsigns and the same under post-code areas. 508 pages. 0/P

AMATEUR RADIO FOR BEGINNERS RSGB

Victor Brand G3JNB
An ideal book for the absolute beginner to the amateur radio hobby. Well illustrated and an interesting read. 65 Pages. £3.50



AMATEUR RADIO LOGBOOK

Published by RSGB
This standard spirally bound amateur radio log book has 100 pages and is

marked out with the format required in the UK. There are columns for date, time (UTC), frequency, power (in dBW), station worked/called, reports, QSL information and remarks. £2.99

AMATEUR RADIO TECHNIQUES RSGB

Pat Hawker G3VA
Anyone who enjoys Pat Hawker's 'Technical Topics' in *Radio Communications* will enjoy this book. An amateur radio manual itself, this paperback book, the 7th edition, can only be bettered by a new edition. A truly excellent reference source with a practical bias. 368 pages. £9.50

ANTENNAS AND TECHNIQUES FOR LOW-BAND DXING (ARRL)

John Devoldere ON4UN
This unusual book will be of particular interest to 1.8, 3.5 and 7MHz operators as it's packed with information on antennas and operating tips for 'Top Band to Forty' fans. There are chapters on low band propagation, operating techniques, equipment and for the computer minded there's a chapter on newly-available low band software. 393 pages. £14.50

ARRL HANDBOOK FOR RADIO AMATEURS 1995

This is the 72nd edition of this handbook and contains the best information from previous issues. New for this edition is some information on feedback-loop design for power supplies, a new gel-cell charger project, updates on antenna systems and new coverage of balloons, propagation programs are compared and colour SSTV and telephone FAX machines are also covered. Finally there's a new section on 'for the workbench' with new projects for the reader to build. 1214 pages. £19.95

ARRL OPERATING MANUAL

Another very useful ARRL book. Although written for the American amateur, this book will also be of use and interest to the UK amateur. Topics covered range from short wave listening through operating awards to repeaters, operating and satellites. 684 pages. £12.95

ARRL SATELLITE ANTHOLOGY

The best from the Amateur Satellite News column and articles out of 31 issues of *QST* have been gathered together in this book. The latest information on OSCARs 9 through 13 as well as the RS satellites is included. Operation on Phase 3 satellites (OSCAR 10 and 13) is covered in detail. 97 pages. £5.95

ARRL UHF/MICROWAVE EXPERIMENTER'S MANUAL

Various Authors
A truly excellent manual for the keen microwave enthusiast and for the budding 'microwave'. With contributions from over 20 specialist authors. Chapters covering techniques, theory, projects, methods and mathematics. 446 pages. £14.50

THE BRIGHT SPARKS OF WIRELESS RSGB

G. R. Jessop G6JP
This hardback book is well illustrated with some excellent photographs. It pays tribute to and takes

a good look at the personalities behind the early days of amateur radio and the equipment they used. A good read. 90 pages. £12.50


COMPLETE DX'er Bob Locher

This book covers equipment and operating techniques for the DX chaser, from beginner to advanced. Every significant aspect of DXing is covered, from learning how to really listen, how to snatch the rare ones out of the pile-ups and how to secure that elusive QSL card. 204 pages. £7.95

HINTS AND KINKS FOR THE RADIO AMATEUR

Edited by Charles L. Hutchinson and David Newkirk

A collection of practical ideas gleaned from the pages of *QST* magazine. Plenty of projects to build, hints and tips on interference, c.w. and operating and snippets of information from amateurs who've tried and tested the idea. 129 pages. £4.95



HOW TO PASS THE RADIO AMATEURS' EXAMINATION (RSGB)

Clive Smith G4FZH and George Benbow G3HB
The background to multiple choice exams and how to study for them with sample RAE paper for practice plus maths revision and how to study for the exam. The majority of this book is given to sample examination papers so that candidates can familiarise themselves with the examination and assess their ability. 88 pages. £7.99

INTRODUCTION TO AMATEUR COMMUNICATIONS SATELLITES BP290. A. Pickard

This book describes several currently available systems, their connection to an appropriate computer and how they can be operated with suitable software. The results of decoding signals containing such information as telemetry data and weather pictures are demonstrated. 102 pages. £3.95

INTRODUCTION TO AMATEUR RADIO BP257

I. D. Poole
This book gives the newcomer a comprehensive and easy to understand guide through amateur radio. Topics include operating procedures, jargon, propagation and setting up a station. 150 pages. £3.50

INTRODUCTION TO RADIO WAVE PROPAGATION BP293

J.G. Lee
How does the sun and sunspots affect the propagation of the radio waves which are the basis of our hobby? They affect the ionosphere, but differing frequencies are treated differently. Find out how to use charts to predict frequencies that will be the most profitable. What effect will noise have on the signal? Find out with this book. 116 pages. £3.95

INTRODUCTION TO VHF/UHF FOR RADIO AMATEURS BP281

I.D. Poole
An excellent book to go with the new Novice or full callsign. Nine chapters and an appendix deal with all aspects and frequencies from 50 to 1300MHz. Topics include propagation, descriptions of the bands, antennas, receivers, transmitters and a special chapter on scanners. 102 pages. £3.50

LOW PROFILE AMATEUR RADIO - OPERATING A HAM STATION FROM ALMOST ANYWHERE

Jim Kearman KR1S
This book delves into the techniques of being a 'hidden Ham'. There are chapters on specialised equipment, operating techniques and antennas to name but a few. If you have a fascination for spy type radio equipment or like the idea of having a complete h.f. or v.h.f. rig built in a suitcase, then this little American book is for you. 124 pages. £5.95

MICROWAVE HANDBOOK RSGB

Volumes 1, 2 and 3
Edited by M. W. Dixon G3PFR
Approximately 350 pages (each volume). Vol. 1 costs £9.99, Vol. 2 and 3 cost £14.99 each.

PRACTICAL GUIDE TO PACKET OPERATION IN THE UK

Mike Mansfield G6AWD
Introduces the concept of packet radio to the beginner. Problem areas are discussed and suggestions made for solutions to minimise them. Deals with the technical aspects of packet taking the reader through setting up and provides a comprehensive guide to essential reference material. 220 pages. £9.95

QRP CLASSICS

Edited by Bob Schetgen
Operating QRP is fun. The equipment is generally

simple and easy to build, but often performs like more sophisticated commercial equipment. Some QRP Field Day stations operate a full 27 hours on a car battery - it's the perfect equipment for emergency communication when the power fails. Extracts from *QST* and the *ARRL Handbook*. 274 pages. £9.95

RADIO AMATEUR CALLBOOK INTERNATIONAL LISTINGS 1995

73rd Edition
The only publication listing licensed radio amateurs throughout the world. Also includes DXCC Countries list, standard time chart, beacon lists and much more. Over 1400 pages. £20.95

RADIO AMATEUR CALLBOOK NORTH AMERICAN LISTINGS 1995

73rd Edition
Listings of US amateurs (including Hawaii). Also contains standard time chart, census of amateur licences of the world, world-wide QSL bureau, etc. Over 1400 pages. £20.95

THE RADIO AMATEUR'S GUIDE TO EMC RSGB

Robin Page-Jones G3JWI
This paperback book provides essential information and reading for anyone who has an EMC (interference) problem. With the help of the well-illustrated text and techniques, much of the mystery from the troublesome world of electromagnetic compatibility is removed. 117 pages. £7.99

RADIO COMMUNICATION HANDBOOK (RSGB)

6th Edition
Dick Biddulph G8PDS
This long awaited new edition has been extensively up-dated and is full of diagrams and photographs. This book is a complete handbook/reference work and project book all rolled into one. The final innovation is that the necessary p.c.b. templates for the featured projects are provided at the end of the book making them much easier to work from when making your own p.c.b.s. 750 pages. £20.00.

RAE MANUAL RSGB

G.L. Benbow G3HB
The latest edition of the standard aid to studying for the Radio Amateurs' Examination. Updated to cover the latest revisions to the syllabus. Takes the candidate step-by-step through the course. 127 pages. £7.99

RAE REVISION NOTES

George Benbow G3HB
If you're studying for the Radio Amateur's Examination, this book could be useful. It's a summary of the salient points of the *Radio Amateurs' Examination Manual*, the standard textbook for the exam. It's A5 size and therefore can be carried with you wherever you go. Easy-to-read, it's divided into 13 chapters with topics like receivers, power supplies, measurements, operating procedures, licence conditions and a summary of the formulae all dealt with. 92 pages. £4.99

REVISION QUESTIONS FOR THE NOVICE RAE RSGB

Esde Tyler G0AEC
In effect Esde Tyler's book could be considered as being a training manual for the NRAE. Answers are supplied and the book provides a useful reference source. 60 pages. £5.00

RECEIVING STATION LOG BOOK

Published by RSGB
£3.50

SPACE RADIO HANDBOOK RSGB

John Branegan GM4IHJ
236 pages. £12.50


THE NOVICE LICENCE STUDENT'S NOTEBOOK

John Case GW4HWR
This is the recommended course book for anyone taking the Novice Licence. Covering all aspects of amateur radio and electronics it would be useful to anyone starting out in amateur radio. Every left hand page is for your own notes of explanation. 124 pages. £5.99

TRAINING FOR THE NOVICE LICENCE RSGB

John Case GW4HWR

Aimed at the Novice licence instructor this manual provides the syllabus and an excellent framework textbook to help novice, instructor and beginner alike. An excellent basic reference work. 101 pages. £5.50



VHF/UHF DX BOOK

Edited Ian White G3SEK
An all round source of inspiration for the v.h.f./u.h.f. enthusiast. Written by acknowledged experts this book covers just about everything you need to know about the technicalities of v.h.f./u.h.f. operating. 270 pages. £18.00

VHF UHF MANUAL RSGB

G. R. Jessop G6JP
The 4th edition of this well known book is in paperback form. Packed with information for the

world of radio above 30MHz. It covers everything from v.h.f./u.h.f. radio history and theory and propagation to projects and techniques. An excellent reference source. Approximately 1000 pages. £10.50

W1FB'S DESIGN NOTEBOOK

Doug DeMAW W1FB
This book is aimed at the non-technical amateur who wants to build simple projects and obtain a basic understanding of amateur electronics. Your workshop does not need to be equipped like an engineering lab to be successful as an experimenter. Don't let a lack of test equipment keep you from enjoying the thrills of experimentation. 195 pages. £8.50

W1FB'S HELP FOR NEW HAM

Doug DeMAW W1FB
This book covers everything from getting acquainted with new equipment to constructing antennas, station layout, interference and operating problems to on-the-air conduct and procedures. 155 pages. £8.95

W1FB'S QRP NOTEBOOK

2nd Edition. Doug DeMAW W1FB
The new improved and updated 2nd edition of this book, covers the introduction to QRP, construction methods, receivers and transmitters for QRP. This workshop-notebook style publication, which is packed with new designs for the keen QRP operator, also covers techniques, accessories and has a small technical reference section. 175 pages. £7.95

WORLD AT THEIR FINGERTIPS RSGB

John Clarricoats G6CL 307 pages. £6.00

YOUR GATEWAY TO PACKET RADIO

Stan Horzepa W4LLOU
What is packet radio good for and what uses does it have for the 'average' amateur? What are protocols? Where, why, when? Lots of the most asked questions are answered in this useful book. It included details of networking and space communications using packet. 278 pages. £8.95

YOUR PACKET COMPANION

Steve Ford WB8IMY
This American book goes to considerable lengths to explain in simple terms how the radio amateur can get going on packet, how it works and what the various systems are. There are chapters dealing with assembling a packet station, sending and receiving packet mail and exploring advanced networking systems. *Your Packet Companion* goes a long way to explain some of the mysteries of packet radio. 170 pages. £5.95

DATA REFERENCE

NEWNES AUDIO & HI-FI ENGINEER'S POCKET BOOK

Vivian Capel
190 pages. Hardback. £10.95

NEWNES COMPUTER ENGINEER'S POCKET BOOK

255 pages. Hardback. £12.95

POWER SELECTOR GUIDE BP235

J. C. J. Van de Ven
160 pages. £4.95

NEWNES ELECTRONICS ENGINEER'S POCKET BOOK

1st Edition
Keith Brindley
This fact-filled pocket book will prove useful for any electronics engineer. Its comprehensive coverage includes literally everything from electronic physics to abbreviations, information on integrated circuits, applications, component data, circuits and systems. In effect this book provides a very useful portable electronics reference source. 305 pages. £12.95

A REFERENCE GUIDE TO BASIC ELECTRONICS TERMS BP286

F. A. Wilson
Covering everything from Amplitude Modulation to Zener Diodes, this excellent guide is a manual, dictionary and revision book all rolled into one. With concise explanations, clear diagrams and easy to follow examples, this is an essential addition to the library of anyone contemplating taking the RAE. 474 pages. £5.95

A REFERENCE GUIDE TO PRACTICAL ELECTRONICS TERMS BP287

F. A. Wilson
This is a well written clearly illustrated reference guide which, when used on its own, is perhaps of more use to those interested in the construction side of amateur radio. However, it is of particular benefit to those taking the RAE especially if used in conjunction with *A Reference Guide to Basic Electronics Terms*. 442 pages. £5.95

INTERNATIONAL TRANSISTOR EQUIVALENTS GUIDE BP85

Adrian Michaels
300 pages. £3.95

CONSTRUCTION

CIRCUIT SOURCE BOOK 2 BP322
R. A. Penfold 214 pages. £4.95

COIL DESIGN AND CONSTRUCTION MANUAL BP160
B.B. Babani 106 pages. £2.50

G-QRP CLUB CIRCUIT HANDBOOK
Edited by Rev. G. Dobbs G3RJV

This paperback book has been compiled from circuits published in the G-QRP Club journal *Sprout* from the years 1974 to 1982. Essentially it's a collection of circuits and projects covering everything from receivers, transmitters, antennas and accessories together with sed QRP test equipment. This book is aimed at the keen constructor and provides all the information required to build the host of projects described. 96 pages. £8.50

HOW TO DESIGN AND MAKE YOUR OWN PCBs BP121 R. A. Penfold

The purpose of this book is to familiarise the reader with both simple and more sophisticated methods of producing p.c.b.s. The emphasis of the book is very much on the practical aspects of p.c.b. design and construction. 66 pages. £2.50

MORE ADVANCED POWER SUPPLY PROJECTS BP192 R. A. Penfold

The practical and theoretical aspects of the circuits are covered in some detail. Topics include switched mode power supplies, precision regulators, dual tracking regulators and computer controlled power supplies, etc. 92 pages. £2.95

PROJECTS FOR RADIO AMATEURS AND SWLS BP304 R. A. Penfold

This small book covers the construction and use of radio frequency and intermediate frequency

projects, and audio frequency projects. Under the first heading ideas include a crystal calibrator, an antenna tuning unit, a wave trap, a b.f.o. and other useful projects. On the audio side projects include a bandpass filter, a by-pass switch, a c.w./RTTY decoder and many other practical ideas and suggestions for the home constructor. 92 pages. £3.95.

POWER SUPPLY PROJECTS BP76 R. A. Penfold

This book gives a number of power supply designs including simple unregulated types, fixed voltage regulated types and variable voltage stabilised designs. 89 pages. £2.50

SHORT WAVE SUPERHET RECEIVER CONSTRUCTION BP276 R. A. Penfold

A general purpose receiver to build, from antenna to audio, described in understandable English. 80 pages. £2.95

TEST EQUIPMENT CONSTRUCTION BP248 R. A. Penfold

Describes, in detail, how to construct some simple and inexpensive, but extremely useful, pieces of test equipment. Stripboard layouts are provided for all designs, together with wiring diagrams where appropriate, plus notes on their construction and use. 104 pages. £2.95

50 (FET) FIELD EFFECT TRANSISTOR PROJECTS BP39 F.G. Rayer

50 circuits for the s.w.l., radio amateur, experimenter or audio enthusiast using f.e.t.s. Projects include r.f. amplifiers and converters, test equipment and receiver aids, tuners, receivers, mixers and tone controls. 104 pages. £2.95

BEGINNERS

ELECTRONICS SIMPLIFIED - CRYSTAL SET CONSTRUCTION BP92 F. A. Wilson

Especially written for those who wish to take part in basic radio building. All the sets in the book are old designs updated with modern components. It is designed for all ages upwards from the day when one can read intelligently and handle simple tools. 72 pages. £1.75

RADIO

THE WORLDWIDE AERONAUTICAL COMMUNICATIONS FREQUENCY DIRECTORY 2nd Edition

Robert E. Evans

This book covers aeronautical radio communications, voice and digital, within the range of h.f. and v.h.f./u.h.f. frequency bands. Commercial, military and para-military operations are included. Divided into logical sections, it provides useful information and frequencies on almost anything and everything airband. 260 pages. £19.95

UNDERSTANDING ACARS 2nd Edition

Aircraft Communications Addressing and Reporting System

Ed Flynn

Here is the information you need to understand and decode the Aircraft Communications Addressing and Reporting System, otherwise known as ACARS. Deals with the equipment needed as well as message format and type. 80 pages. £9.95

AIR & METEO CODE MANUAL 14th Edition.

Joerg Klingenfuss

Detailed descriptions of the World Meteorological Organisation Global Telecommunication System operating FAX and RTTY meteo stations, and its message format with decoding examples. Also detailed description of the Aeronautical Fixed Telecommunication Network amongst others. 358 pages. £20.00

HIGH POWER WIRELESS EQUIPMENT

Articles from Practical Electricity 1910 - 1911

Edited by Henry Walter Young

305 pages. £7.70

MARINE SSB OPERATION

J. Michael Gale

How do you stay in touch when you sail off over the horizon and into the blue? What you need is a single sideband radio, a marine s.s.b. This book explains how the system works, how to choose and install your set and how to get the best out of it. There is also a chapter on amateur radio with the emphasis on the increasingly important maritime mobile nets. 96 pages. £10.95

MARINE VHF OPERATION

J. Michael Gale

A v.h.f. radiotelephone is essential equipment for any sea-going boat, but what can you do with it? Who can you call, and how do you make contact? Which channel do you use, and why? What is the procedure for calling another boat, calling the family through the telephone system, or making a distress call? This book will tell you. 47 pages. £7.95

PASSPORT TO WORLD BAND RADIO 1995

This book gives you the information to explore and enjoy the world of broadcast band listening. It includes features on different international radio

stations, receiver reviews and advice as well as the hours and language of broadcast stations by frequency. The 'blue pages' provide a channel-to-channel guide to world band schedules. 416 pages. £14.50

RADIOTELETYPE CODE MANUAL 13th Edition

Joerg Klingenfuss

This book gives detailed descriptions of the characteristics of telegraph transmission on short waves, with all commercial modulation types including voice frequency telegraphy and comprehensive information on all RTTY systems and c.w. alphabets. 96 pages. £14.00

AN INTRODUCTION TO SCANNERS AND SCANNING BP311

I. D. Poole

This book is ideal for anyone wanting to know what scanning is, and how it works. There are also chapters on radio in general, covering antennas, radio waves and how they travel, types of transmissions, broadcasting and amateur radio. All in all a superb starter book. 152 pages. £4.95

SCANNERS 2

Peter Rouse GU10KD

The companion to *Scanners*, this provides even more information on the use of the v.h.f. and u.h.f. communications band and gives constructional details for accessories to improve the performance of scanning equipment. 261 pages. £10.95

SCANNERS 3 PUTTING SCANNERS INTO PRACTICE. New Edition 4th Revision

Peter Rouse

The title *Scanners 3* has been chosen to avoid confusion, as the book has undergone a virtual rewrite since *Scanners 3rd Edition* was published. Although written by the late Peter Rouse, Chris Lorek G4HCL has edited and 'finished off' this, the latest in the *Scanners* series. Including frequency lists, and for the first time, a section on the h.f. bands. Also listed are full British bandplans from 25 to 2000MHz, as well as a section on scanner and accessory dealers. 271 pages. £9.95

SHORT WAVE COMMUNICATIONS

Peter Rouse GU10KD

Covers a very wide area and so provides an ideal introduction to the hobby of radio comms. International frequency listings for aviation, marine, military, space launches, search and rescue, etc. Chapters on basic radio propagation, how to work your radio and what the controls do, antennas and band plans. 187 pages. £8.95

WORLDWIDE HF RADIO HANDBOOK

Martyn R. Cooke. 124 pages. £6.95

1934 OFFICIAL SHORT WAVE RADIO MANUAL

Edited by Hugo Gernsback

A fascinating reprint from a bygone age with a directory of all the 1934 s.w. receivers, servicing information, constructional projects, circuits and ideas on building vintage radio sets with modern parts. 260 pages. £11.60

COMPUTING

INTERFACING PCs AND COMPATIBLES BP272

R. A. Penfold.

86 pages. £3.95

ELECTRONIC PROJECTS FOR YOUR PC BP320

R. A. Penfold.

102 pages. £3.95

INTRODUCTION TO COMPUTER COMMUNICATIONS (AN) BP177

R. A. Penfold

Details of various types of modem and their applications, plus how to interconnect computers, modems and the telephone system. Also networking systems and RTTY. 72 pages. £2.95

MORSE

INTRODUCING MORSE

Collected Articles from PW1982-1985

48 pages. £1.25

THEORY

CIRCUIT SOURCE BOOK 1 - BP321

R. A. Penfold

Written to help you create and experiment with your own electronic designs by combining and using the various standard 'building block' circuits provided. Deals with filters, amplifiers, voltage comparators, etc. 182 pages. £4.95

CIRCUIT SOURCE BOOK 2 - BP322

R. A. Penfold

Complimentary to *Circuit Source Book 1*, helps you create and experiment with your own electronic designs by combining and using the various standard 'building block' circuits provided. Covers signal generation, power supplies and digital electronics, etc. 214 pages. £4.95

ARRL ELECTRONICS DATA BOOK

Doug DeMaw W1FB

Back by popular demand, completely revised and expanded, this is a handy reference book for the r.f. designer, technician, amateur and experimenter. Topics include components and materials, inductors and transformers, networks & filters, digital basics and antennas and transmission lines. 260 pages. £8.95

AUDIO

Elements of Electronics - Book 6 BP111

F. A. Wilson

This book studies sound and hearing, and examines the operation of microphones, loudspeakers, amplifiers, oscillators, and both disk and magnetic recording. Intended to give the reader a good understanding of the subject without getting involved in the more complicated theory and mathematics. 308 pages. £3.95

BEGINNERS GUIDE TO MODERN ELECTRONIC COMPONENTS BP285. R. A. Penfold

This book covers a wide range of modern components. The basic functions of the components are described, but this is not a book on electronic theory and does not assume the reader has an in-depth knowledge of electronics. It is concerned with practicalities such as colour codes, deciphering code numbers and suitability. 166 pages. £3.95

EVERYDAY ELECTRONICS DATA BOOK

Mike Tooley BA. 250 pages. £8.95

FILTER HANDBOOK

A Practical Design Guide

Stefan Niewiadomski

A practical book, describing the design process as applied to filters of all types. Includes practical examples and BASIC programs. Topics include passive and active filters, worked examples of filter design, switched capacitor and switched resistor filters and includes a comprehensive catalogue of pre-calculated tables. 195 pages. £30.00

GUIDE TO CREATIVE CIRCUIT DESIGN

Robert Grossblatt

A book that takes you through all stages of design and building of (mainly) digital circuits, though many of the principles apply to all forms of design and building. One nugget from the book, 'if you can't replace it - don't use it'. 235 pages. £17.95

FURTHER PRACTICAL ELECTRONICS CALCULATIONS & FORMULAE BP144

F. A. Wilson. 450 pages. £4.95

AN INTRODUCTION TO THE ELECTROMAGNETIC WAVE BP315

F. A. Wilson

This little book deals effectively with a difficult abstract subject - the invisible electromagnetic wave. Aimed at the beginner, the book with its basic approach to electromagnetics, antennas, waves, propagation and constraints is a good starting point, complete very simple but clear

NEWNES AMATEUR RADIO COMPUTING

HAND BOOK

Joe Pritchard G1UQW

Shows how radio amateurs and listeners can 'listen' to signals by reading text on a computer screen. This book also covers the application of computers to radio 'housekeeping' such as log-keeping, QSL cards, satellite predictions and antenna design as well as showing how to control a radio with a computer. 363 pages. 0/P

PCs MADE EASY. Second Edition

James L. Turley

A friendly, comprehensive introduction to every personal computer - including Macs! This book is packed with valuable tips on every aspect of computer technology available today and will help you to get comfortable with your computer - fast. 438 pages. £15.95

SECRET OF LEARNING MORSE CODE

Mark Francis

Updates for the Novice Licence. Designed to make you proficient in Morse code in the shortest possible time, this book points out many of the pitfalls that beset the student. 84 pages. £4.95

diagrams and the minimum of mathematics.

122 pages. £4.95.

NEWNES PRACTICAL RF HANDBOOK

Ian Hickman

This book provides an easy-to-read introduction to modern r.f. circuit design. It's aimed at those learning to design r.f. circuitry and users of r.f. equipment such as signal generators and sweepers, spectrum and network analysers. 320 pages. £16.95

THE ARRL SPREAD SPECTRUM SOURCEBOOK

Many readers thought an article about spread spectrum communications in the April 1993 *PW* spoof, but this book shows the reality of the technique. The ten chapters contain descriptions of the basic theory, the designs, and the techniques involved, and there are basic transceiver building blocks for your experimentation. 360+ pages. £14.50.

PRACTICAL ELECTRONICS CALCULATIONS AND FORMULAE

BP53. F. A. Wilson

Written as a workshop manual for the electronics enthusiast, there is a strong practical bias and higher mathematics have been avoided where possible. 249 pages. £3.95

REFLECTIONS

Transmission Lines & Antennas

M. Walter Maxwell W2DU

This will help dispel the half-truths and outright myths that many people believe are true about transmission lines, standing waves, antenna matching, reflected power and antenna tuners. 323 pages. £14.50

SOLID STATE DESIGN FOR THE RADIO AMATEUR


Les Hayward W7ZOI & Doug DeMaw W1FB

Back in print by popular demand! A revised and corrected edition of this useful reference book covering all aspects of solid-state design. Topics include transmitter design, power amplifiers and matching networks, receiver design, test equipment and portable gear. 256 pages. £10.95

TRANSMISSION LINE TRANSFORMERS

Jerry Sevick W2FMI

This is the second edition of this book, which covers a most intriguing and confusing area of the hobby. It should enable anyone with a modicum of skill to make a balun, etc. Topics include analysis, characterisation, transformer parameters, baluns, multimatch transformers and simple test equipment. 270 pages. £13.50



ANTENNAS (AERIALS)

AERIAL PROJECTS BP105

Practical designs including active, loop and ferrite antennas plus accessory units. 96 pages. £2.50

ALL ABOUT VERTICAL ANTENNAS

W. I. Orr W6SAI & S. D. Cowan W2LX
Covers the theory, design and construction operation of vertical antennas. How to use your tower as a vertical antenna and compact vertical designs for restricted locations. All about loading coils and a.t.u.s. 192 pages. £7.50

ANTENNA EXPERIMENTER'S GUIDE

Peter Dodd G3LDO
Although written for radio amateurs, this book will be of interest to anyone who enjoys experimenting with antennas. You only need a very basic knowledge of radio & electronics to get the most from this book. Chapters include details on measuring resonance, impedance, field strength and performance, mats and materials and experimental antennas. 200 pages. £8.90

ANTENNA IMPEDANCE MATCHING

Wilfred N. Caron
Proper impedance matching of an antenna to a transmission line is of concern to antenna engineers and to every radio amateur. A properly matched antenna as the termination for a line minimises feed-line losses. Power can be fed to such a line without the need for a matching network at the line input. There is no mystique involved in designing even the most complex multi-element networks for broadband coverage. 195 pages. £14.50

ANTENNAS FOR VHF AND UHF BP301

I. D. Poole
Antennas are a very important part of any receiver or transmitter and in this book the author gives a general background to antenna operation as well as describing antennas that are suitable for v.h.f. and u.h.f. operation. Chapters include Basic Concepts, Feeders, The Dipole, Aerial Measurements and Practical Aspects. There is something of use for everyone with an interest in antennas in this book. 104 pages. £4.95

ARRL ANTENNA BOOK

17th Edition
This volume now in its 17th edition contains essential information regarding propagation and constructional details of just about every type of antenna known to man. Included is a 3.5" diskette contain in PC programs for Yagi analysis, propagation forecasting, transmission line analysis and other. A definite must. 732 pages. £19.95

ARRL ANTENNA COMPENDIUM

Volume One
Fascinating and hitherto unpublished material. Among the topics discussed are quads and loops, log periodic arrays, beam and multi-band antennas, verticals and reduced size antennas. 175 pages. £9.50

ARRL ANTENNA COMPENDIUM

Volume Two
Because antennas are a topic of great interest among radio amateurs, ARRL HQ continues to receive many more papers on the subject than can possibly be published in QST. Those papers are collected in this volume. 208 pages. £9.50

ARRL ANTENNA COMPENDIUM

Volume Three
Edited by Jerry Hall K1TD
As the title suggests, this book is the third in the continuing series on practical antennas, theory and accessories produced by the ARRL. The book reflects the tremendous interest and activity in antenna work, and provides a further selection of antennas and related projects you can build. 236 pages. £9.50

BEAM ANTENNA HANDBOOK

W. I. Orr W6SAI & S. D. Cowan W2LX
Design, construction, adjustment and


installation of h.f. beam antennas. The information this book contains has been compiled from the data obtained in experiments conducted by the authors, and from information provided by scientists and engineers working on commercial and military antenna ranges. 268 pages. £7.50

HF ANTENNA COLLECTION (RSGB)

Edited by Erwin David G4LOI
This book contains a collection of useful, and interesting h.f. antenna articles, first published in the RSGB's *Radio Communication* magazine, between 1968 and 1989, along with other useful information on ancillary topics such as feeders, tuners, baluns, testing and mechanics for the antenna builder. 233 pages. £10.99

HF ANTENNAS FOR ALL LOCATIONS RSGB

Les Moxon G6XN



ideas. 322 pages. £13.99

INTRODUCTION TO ANTENNA THEORY

BP198
H. C. Wright
This book deals with the basic concepts relevant to receiving and transmitting antennas, with emphasis on the mechanics and minimal use of mathematics. Lots of diagrams help with the understanding of the subjects dealt with. Chapters include information on efficiency, impedance, parasitic elements and a variety of different antennas. 86 pages. £2.95

PRACTICAL ANTENNAS FOR NOVICES

John Heys G3BDQ
In this guide, written especially for newly qualified holders of the UK novice licence, John Heys describes in detail how to build simple but efficient antennas for each of the Novice bands up to 434MHz, as well as useful ancillary equipment to ensure that they are working correctly. A complete chapter is devoted to the safety and common-sense aspects of installing and using a transmitting antenna.

This book will be invaluable not only to Novices, but also to any beginning amateur looking for easy-to-build antenna systems that really work. 52 pages. £5.99

PRACTICAL ANTENNA HANDBOOK

2nd Edition
Joseph J. Carr
As the name suggests, this book offers a practical guide to everything to do with antennas, from h.f. to microwaves. It also has sections on propagation, transmission lines, antenna fundamentals and a helpful introduction to radio broadcasting and communication. The book neatly balances a practical approach with the minimum of mathematics, good diagrams and a lively text. 437 pages. £23.95

PRACTICAL WIRE ANTENNAS RSGB

John Heys G3BDQ
Many radio enthusiasts have to be content with wire antennas. John Heys' practical approach to wire antennas provides plenty of ideas and projects to help get the best out of a simple system. A helpful book, and good reference source. 100 pages. £8.50

G-QRP CLUB ANTENNA HANDBOOK

Compiled and edited by P. Linsley G3PDL & T. Nicholson KA9WRI/GWOLNQ
This book is a collection of antenna and related circuits taken from *Spratt*, the G-QRP Club's journal. Although most of the circuits are aimed at the low-power fraternity, many of the interesting projects

are also useful for general use. Not intended as a text book, but offers practical and proven circuits. 155 pages. £5.00

RADIO AMATEUR ANTENNA HANDBOOK

W. I. Orr W6SAI & S. D. Cowan W2LX
Yagi, Quad, Quagi and LPY beam antennas as well as vertical, horizontal and sloper antennas are covered in this useful book. How to judge the best location, DX antenna height, ground loss and radials. 188 pages. £7.50

RECEIVING ANTENNA HANDBOOK

Joe Carr
Your receiver is only as good as your antenna. This book is a complete guide to high performance receiving antennas. It is a comprehensive examination of antennas intended specifically for receiving purposes. An essential addition to your technical library, the listeners antenna bible. 189 pages. £17.50

SIMPLE, LOW-COST WIRE ANTENNAS FOR RADIO AMATEURS

W. I. Orr W6SAI & S. D. Cowan W2LX
Efficient antennas for Top Band to 2m, including 'invisible' antennas for difficult station locations. Clear explanations of resonance, radiation resistance, impedance, s.w.r., balanced and unbalanced antennas are also included. 188 pages. £7.50

W1FB'S ANTENNA NOTEBOOK

Doug DeMaw W1FB
This book provides lots of designs, in simple and easy to read terms, for simple wire and tubing antennas. All drawings are large and clear making construction much easier. There is no high-level mathematics in this book, just simple equations only when necessary to calculate the length of an antenna element or its matching section. 123 pages. £6.95

YAGI ANTENNA DESIGN

Dr James. L. Lawson W2PV
This book is a polished and expanded version of a series of articles first published in *Ham Radio* following on from a series of lectures by the author, who was well-known as the expert on Yagi design. Chapters include simple Yagi antennas, loop antennas, effect of ground, stacking and practical antenna design. 210 pages. £10.95

25 SIMPLE AMATEUR BAND AERIALS

BP125
E. M. Noll
63 pages. £1.95

25 SIMPLE INDOOR AND WINDOW

AERIALS BP136E
E. M. Noll
50 pages. £1.75

25 SIMPLE SHORT WAVE BROADCAST

BAND AERIALS BP132
E. M. Noll
63 pages. £1.95

25 SIMPLE TROPICAL AND MW BAND

AERIALS BP145
E. M. Noll
54 pages. £1.75

FAULT FINDING

GETTING THE MOST FROM YOUR MULTIMETER

BP239
R. A. Penfold
This book is primarily aimed at beginners. It covers both analogue and digital multi-meters and their respective limitations. All kinds of testing is explained too. No previous knowledge is required or assumed. 102 pages. £2.95

HOW TO USE OSCILLOSCOPES & OTHER TEST EQUIPMENT BP267

R. A. Penfold
Hints and ideas on how to use the test equipment you have, to check out, or fault find on electronic circuits. Many diagrams of typical waveforms and circuits, including descriptions of what waveform to expect with particular faults, or distortion in audio amplifiers. 104 pages. £3.50

MORE ADVANCED TEST EQUIPMENT

CONSTRUCTION BP249
R. A. Penfold
A follow on from *Test Equipment Construction* (BP248) this book looks at digital methods of measuring resistance, voltage, current, capacitance and frequency. Also covered is testing semi-conductors, along with test gear for general radio related topics. 102 pages. £3.50

TROUBLESHOOTING WITH YOUR TRIGGERED-SWEEP OSCILLOSCOPE

Robert L. Goodman
This book steers you through the various features - old and new - that scope technology provides and is an invaluable guide to getting the best out of your scope. An overview of available scopes will help you choose the one that best suits your needs. Areas covered include spectrum analysis, test applications, multiple-trace displays, waveform analysis, triggering, magnified sweep displays, analogue and digital scopes, etc. 309 pages. £17.50

MORE ADVANCED USES OF THE MULTIMETER

BP265
R. A. Penfold
This book is primarily intended as a follow-up to BP239, *Getting the most from your Multi-meter*. By using the techniques described in this book you can test and analyse the performance of a range of components with just a multi-meter (plus a very few inexpensive components in some cases). The simple add-ons described extend the capabilities of a multi-meter to make it even more useful. 96 pages. £2.95

OSCILLOSCOPES, HOW TO USE THEM, HOW THEY WORK. 3rd Edition
Ian Hickman
248 pages. £15.95

TELEVISION

ATV COMPENDIUM

Mike Wooding G6IOM
This book is for those interested in amateur television, particularly the home construction aspect. There isn't a 70cm section as the author felt this was covered in other books. Other fields such as 3cm TV, are covered in depth. A must for the practical ATV enthusiast. 104 pages. £3.00

INTERFERENCE

INTERFERENCE HANDBOOK (USA)

William R. Nelson WA6FGG
How to locate & cure r.f.i. for radio amateurs, CBers, TV & stereo owners. Types of interference covered are spark discharge, electrostatic, power line 'mains' 'cures' are suggested. 250 pages. £9.50

MAPS

NORTH ATLANTIC ROUTE CHART

This is a five-colour chart designed for the ATC in monitoring transatlantic flights. Supplied folded. 740 x 520mm. £6.50

RADIO AMATEURS MAP OF THE WORLD

This is a brightly coloured map clearly showing call sign prefixes for the world and is up-to-date with recent European boundary changes. Supplied folded in a clear plastic wallet. 880 x 680mm. £5.95

QTH LOCATOR MAP OF EUROPE

Traxel DK5PZ
Radio Map Service
This comprehensive map of the European call sign area has now been updated and enhanced. This well thought out, coloured map covers from N. Africa to Iceland and from Portugal in the west to Iran in the east. Folds to fit into the 145 x 240mm clear envelope. 1080 x 680mm. £5.95

£50 PRIZE DRAW

If you are ordering a book don't forget you'll be entered into our prize draw. See the top of page 72 for full details.

YOUR LOCAL DEALERS

SURREY

Chris Rees
G3TUX

The QRP Component Company
PO Box 88 Haslemere Surrey GU27 2RF
Tel: 0428 641771 Fax: 0428 661794

Stockists of:

- ✓ Howes Kits ✓ Jones Keys
- ✓ Vargarda Aerials
- ✓ Bits n' pieces!
- ✓ Lists

SOUTHAMPTON

SMC Ltd

Main Dealer for: Yaesu,
Kenwood, Icom AOR &
Cushcraft

SM House, School Close, Chandlers
Ford Industrial Estate, Eastleigh,
Hampshire SO5 3BY

Tel: (01703) 255111
Fax: (01703) 263507

ESSEX

01708 374043

1962 **G3RCQ Electronics**

Essex leading supplier of used equipment

USED EQUIPMENT BOUGHT/SOLD P/EX

We specialise in old gear, KW, Drake, Swan Hammetlund,
Eddystone, anything interesting. We attend most rallies & will
sell your gear on commission.

73's Dave

9 Troopers Drive, Harold Hill, Romford RM3 9DE

CALLERS BY APPOINTMENT ONLY

LONDON

MARTIN LYNCH
G4HKS

For all your amateur radio needs

140-142 Northfield Avenue
Ealing London W13 9SB

Tel:

0181-566 1120

Fax:

0181-566 1207

KENT

WANTED

We BUY and SELL quality used
Amateur Radio's

Send an SAE for our list or telephone for
a quote on your unwanted equipment.

COLLECTION & DELIVERY SERVICE AVAILABLE.

KP Trading, Seaview House
Crete Road East, Folkestone CT18 7EG
Tel/Fax 01303 891106

(KP Trading is a subsidiary of KANGA PRODUCTS)

SCOTLAND

**JAYCEE
ELECTRONICS LTD**

20 Woodside Way, Glenrothes, Fife KY7 5DF

Tel: (01592) 756962 (Day or Night)

Fax No. (01592) 610451

Open: Tues-Fri 9-5; Sat 9-4

KENWOOD, YAESU & ICOM APPROVED DEALERS

A good stock of new and secondhand
equipment always in stock

KENT

KANGA PRODUCTS

For QRP kits

A variety of kits for RECEIVERS,
TRANSMITTERS & TEST GEAR.

Send an A5 SAE for a free copy
of our catalogue

Seaview House, Crete Road East, Folkestone, CT18 7EG
Tel/Fax (01303) 891106 0900 - 1900 Only

DEVON

Reg. Ward & Co. Ltd.

The South-West's largest amateur radio
stockist. Approved dealer for Kenwood,
Yaesu and Icom

1 Western Parade,
West Street, Axminster,
Devon, EX13 5NY
Tel: (01297) 34918

(Closed 1.00-2.00 and all day Monday)

BUCKINGHAMSHIRE

Photo-Acoustics Ltd.

Approved Kenwood, Yaesu and
Icom dealer (part exchange
always welcome)

58 High Street, Newport Pagnell,
Buckinghamshire MK16 8AQ
Tel: (01908) 610625

(Mon-Fri 9.30-5.30, Sat 9.30-4.30)

C.B. RADIO
RETAIL

SEND LARGE STAMPED ADDRESSED
ENVELOPE FOR INFORMATION
OR £2.99 FOR CATALOGUE

TRADE

MANUFACTURERS/IMPORTERS OF
ALL MOONRAKER PRODUCTS

TRADE ENQUIRIES WELCOME. **MOONRAKER**
MOONRAKER (UK) LTD, UNIT 12,
CRANFIELD ROAD UNITS, CRANFIELD ROAD,
WOBBURN SANDS, BEDFORDSHIRE MK17 8QR
TEL (01908) 281705 FAX (01908) 281706

AVON/SOMERSET

**QSL
COMMUNICATIONS**

We stock all makes of equipment
for the Amateur and Listener.

Part Exchange Welcome

Unit 6 Worle Industrial Centre, Coker Road,
Worle, Western-Super-Mare BS22 0BX

Tel/Fax: (01934) 512757

YORKSHIRE

YAESU

ICOM
Kenwood

Alan Hooker
Radio Communications

42, Netherhall Road, Doncaster
Tel: (01302) 325690

Open Mon-Sat 10-5 pm
Closed Thursdays

LONDON

**Locate
Communications Ltd**

23 BOUSFIELD ROAD, NEW CROSS,
LONDON SE14 5TP

Independent Radio Engineers

We can maintain any of the following systems: amateur radio
equipment, mobile radio systems and IBM PC/Clone computers

Tel: 0171-732 8319

Fax: 0171-652 5796

MID GLAMORGAN

**SANDPIPER
COMMUNICATIONS**

Unit 5, Enterprise House, Cwmbach
Industrial Estate, Aberdare,
Mid Glamorgan CF44 0AE

Tel: (01685) 870425

Fax: (01685) 876104

A full range of transmitting & receiving
antennas available for the amateur
commercial market.

DERBYSHIRE

WORLD RADIO CENTRE

Shortwave, VHF & UHF receivers
from AOR, YUPITERU, DRAKE,
ICOM, LOWE...

ADAM BEDE HIGH TECH CENTRE
DERBY ROAD
WIRKSWORTH

DERBYSHIRE DE4 4BG

TEL: (01629) 825926

(MONDAY - FRIDAY 9.30AM - 5.00PM)

SCOTLAND

TENNAMAST

SCOTLAND

Masts from 25ft - 40ft
Adapt-A-Mast

(01505) 503824

81 Mains Road, Beith, Ayrshire. KA15 2HT

Index to Advertisers

Aerial Techniques	66	Interconnections	36	Quartslab	66
AH Supplies	66	J Birkett	66	RadioSport	66
Altron Communications	58	Kenwood	5	RAS Notts	66
Chevet Books	52	Lake Electronics	71	RSGB	57, 58, 71
Cirkit	4	Langrex Supplies	58	SGC Ltd	4
Coastal Communications	8	Lowe Electronics	6, 7	Short Wave Magazine	71
Colomor	71	Maplin Electronics	cover iv	Siskin Electronics	52
Cricklewood Electronics	57	Martin Lynch	38/39	SMC	2/3, 32
Essex Amateur Radio Services ..	52	Mauritron Technology	52	Spectrum Communications	71
FRL Electronics	71	Monitoring Times	47	Suredata	27
G3TUX	58	Nevada Communications	41	Telford Electronics	57
Haydon Communications	14/15	Penlyon Electronics	66	Tennamast	66
Holdings Amateur Electronics ..	71	Photo Acoustics	26	Venus Electronics	27
Howes, CM	47	QSL Communications	32	Waters & Stanton	20/21
Icom	cover iii	QUANTA	36	Yaesu UK	cover ii

IC-735

HF 300kHz-29.995 MHz All Mode Transceiver

- All band, all mode transceiver with a general coverage receiver
- Automatic antenna tuner
- Automatic antenna selector
- Quick split function with pre-programmable offset
- 1Hz tuning steps
- RIT and Δ TX with calculate function
- Memo pads
- PBT function and notch filter
- Speech compressor
- VOX function
- Double band stacking register
- 101 Memory channels
- Versatile scans



ICOM manufacture a full range of base-stations, mobiles and handheld transceivers and receivers to cover all popular Ham frequencies... and beyond. No matter what your requirements, ICOM have the radio for you. For the full picture and details of your local authorised Icom dealer contact: Icom (UK) Ltd. Sea Street Herne Bay Kent CT6 8LD. Telephone: 0227 743001(24hr). Fax: 0227 741742.

NEW

FULL COLOUR GUIDE TO ELECTRONIC PRODUCTS


Sept 1994–Aug 1995

Maplin



BS 5750
Part 2 1987

Level B:
Quality Assurance
RS12750



Order your copy of the New MAPLIN Catalogue on sale NOW!

Pick up a copy from any branch of WHSMITH, branches of John Menzies in Scotland ONLY, Eason & Son in N. Ireland ONLY, and Maplin stores nationwide for just £3.45 or post this coupon now to receive your copy for just £3.95 inc. p&p. If you live outside the U.K. send £7.30 or 18 IRCs for Airmail in Europe (including Republic of Ireland); £6.50 or 16 IRCs for surface mail outside Europe; or £12.30 or 30 IRCs for Airmail outside Europe.

I enclose £3.95/£7.30/£6.50/£12.30 (delete as applicable).

Name

Address

Post Code

Send to Maplin Electronics,
P.O. Box 3, Rayleigh,
Essex, England
SS6 8LR
PWS

Over 800 colour packed pages
with hundreds of Brand New
Products at Super Low Prices.

**OUT
NOW
ONLY
£3.45**

Available from all branches of WHSMITH, John Menzies in Scotland ONLY, Eason & Son in N. Ireland ONLY, and Maplin stores nationwide.
The Maplin Electronics 1995 Catalogue – **OUT OF THIS WORLD!**